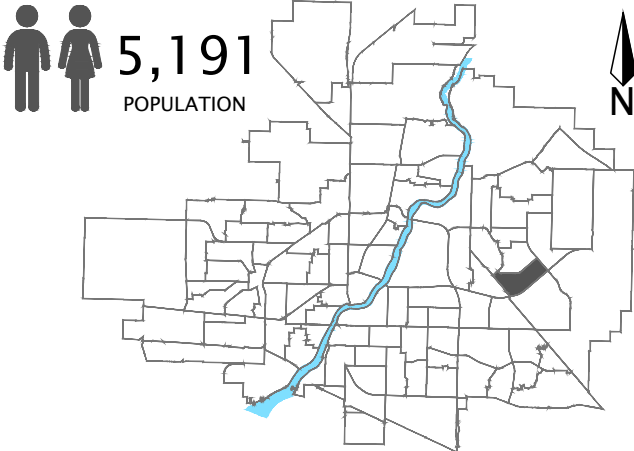


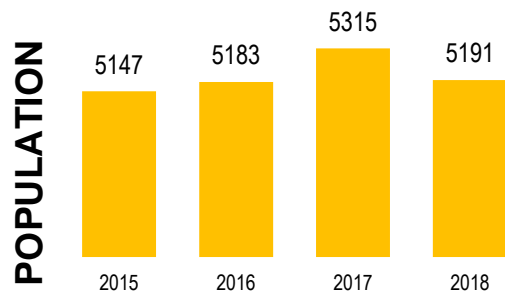
Arbor Creek

Community Quick Facts

Homeownership	93.6%
Average Sale Price	\$445,219
Median Personal Income	\$54,730
Household Size	3.0
Municipal Ward	10

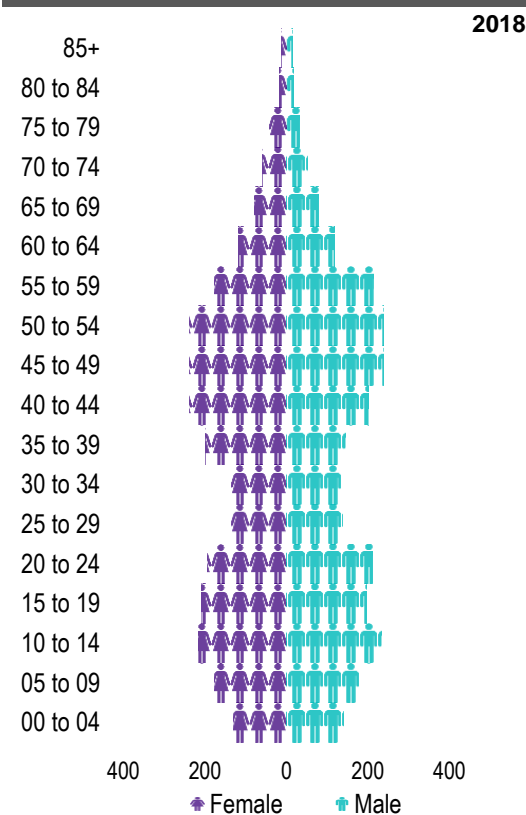


ARBOR CREEK



Source: eHealth Saskatchewan, 2018

Age Group



Source: eHealth Saskatchewan, 2018

Ethnic Diversity

	2016
* Higher number indicates greater diversity	
Arbor Creek	0.42
Saskatoon	0.45

Source: 2016 Census

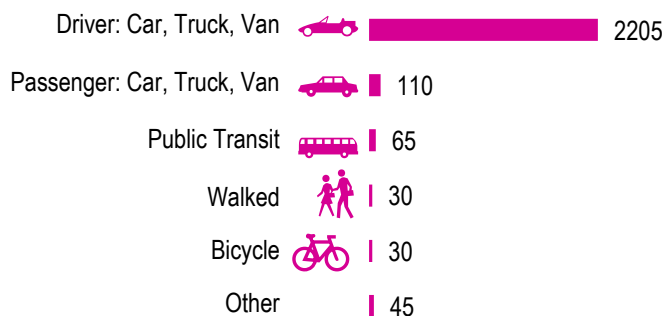
Mother Tongue

Top Languages	2016
English	4135
Mandarin	170
Arabic	85
Spanish	60
Sinhala (Sinhalese)	55
Afrikaans	45

Source: 2016 Census

Mode of Travel to Work

2016



Source: 2016 Census Long Form

Registered Vehicles

	2016	2017
Total (LV & PV)	3472	3369
LV - light vehicles (commercial & private)		
PV - private passenger vehicle		
Per Person	0.7	0.6
Saskatoon Per Person	0.7	0.7

Source: SGI

Education Level

	2016
No Certificate/diploma/degree	360
High school certificate or equivalent	935
Apprentice/trades certificate/diploma	315
College/CEGEP/non-university cert./dipl.	670
University diploma or degree	1475

Source: 2016 Census Long Form

Postsecondary Enrolment

	2015	2016	2017
Saskatchewan Polytechnic	80	66	67
University of Saskatchewan	325	325	340

Source: Saskatchewan Polytechnic Administrative Office and University of Saskatchewan Registrar's Office

Enrolment by School

	2015	2016	2017
P- Saskatoon Public School			
S - Greater Saskatoon Catholic Schools			

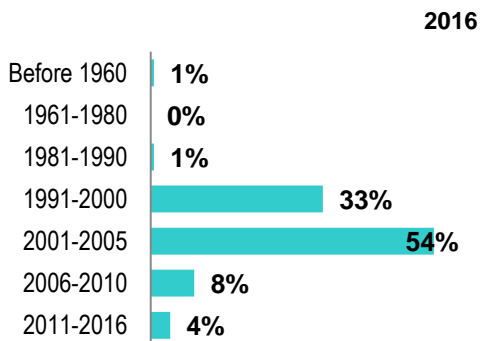
No schools located in neighbourhood

Household Structure

	2016
One-family households	1360
Multiple-family households	20
Non-family households	260
Total lone-parent families	130
Total households	1630
Household size	3

Source: 2016 Census

Age of Dwelling



Source: 2016 Census

Housing Affordability

2017	Median Multiple
Saskatoon	4.50
Arbor Creek	5.67

Note: Median Multiple of 3.0 & under is rated as "affordable"

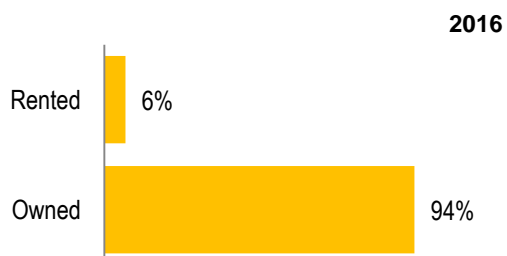
Source: City of Saskatoon, Assessment & Taxation and RBC Economics Research

Housing Costs

	2016
Average Owner's Major Payments	\$1,715
Average Gross Rent	\$1,453

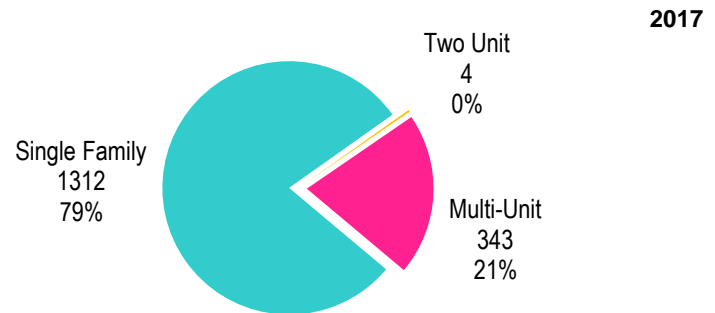
Source: 2016 Census

Housing by Tenure



Source: 2016 Census

Dwelling Unit Count



Total Dwellings	1659	
Neighbourhood Area	150.6 hectares	372.1 acres
Dwelling Units per Area	11.0 per hectare	4.5 per acre

Source: City of Saskatoon, Planning & Development

Real Estate Sales

2017	No. of Sales	Average Price
Condo Townhouse	8	\$ 275,375
High Rise Apt Condo	0	\$ -
Low Rise Apt Condo	0	\$ -
Semi-detached	0	\$ -
Semi-detached - two titles	0	\$ -
Single Family Dwelling	68	\$ 465,201

Source: City of Saskatoon, Assessment & Taxation

Park Space

2018	Hectares	Acres
Total Park Area	10.3	25.4
Population per Park Area	504.7	204.2

Source: City of Saskatoon, Planning & Development

Park Type: N - Neighbourhood D - District MD - Multi-district
SU - Special Use I - Industrial

Arbor Creek	N	4.79	11.84
Arbor Creek Linear	N	3.93	9.72
Beckett Green	N	0.71	1.77
Budz Green	N	0.85	2.09

ARBOR CREEK

Voter Turn-out (%)

Civic	2003	85%
Civic	2006	50%
Federal	2006	60%
Provincial	2007	64%
Federal	2008	53%
Civic	2009	30%
Federal	2011	55%
Provincial	2011	46%
Federal	2015	72%
Provincial	2016	37%
Civic	2016	37%

Source: City of Saskatoon, City Clerk's office; Province of Saskatchewan, Chief Electoral Officer; and Elections Canada

Licensed Home-Based Businesses

	2016	2017
Saskatoon	4524	4871
Arbor Creek	103	103

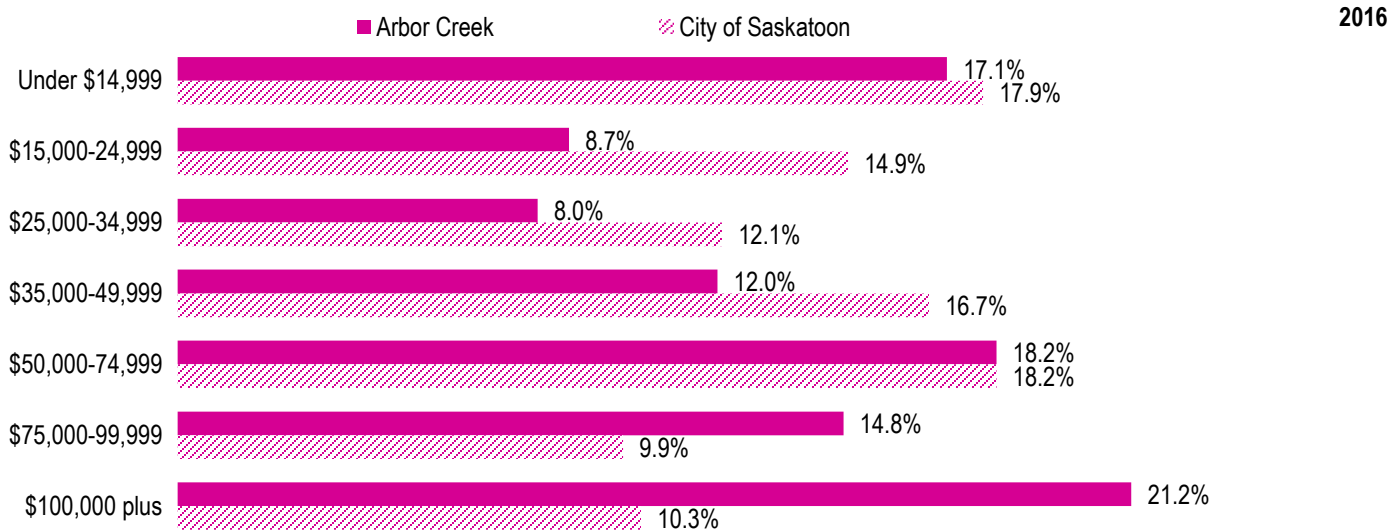
Source: City of Saskatoon, Business License Program

Labour Force

	2016	
	Arbor Creek	Saskatoon
Labour Force Participation Rate	78.1%	71.9%
Economic Dependency Ratio	5.8%	15.1%
Median Total Income (personal)	\$54,730	\$39,250
Provincial Index of Median Income (base=100)	146.60	105.10
Canadian Index of Median Income (base=100)	159.00	114.00

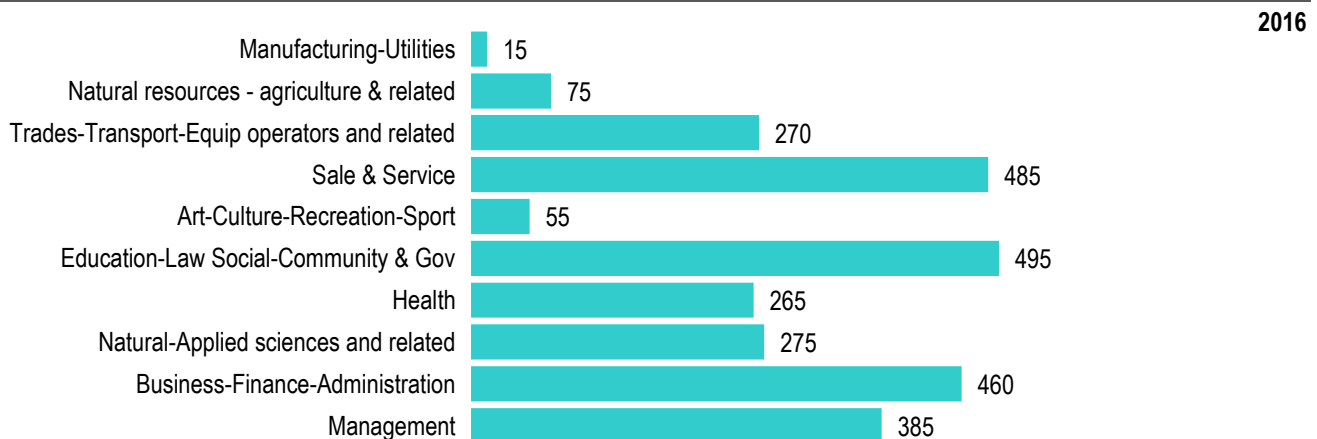
Source: Statistics Canada, Income Statistics Division, T1 Family File (T1FF) based on the final tax file, 2016

Personal Income



Source: Statistics Canada, Income Statistics Division, T1 Family File (T1FF) based on the final tax file, 2016

Major Occupation



Source: 2016 Census