
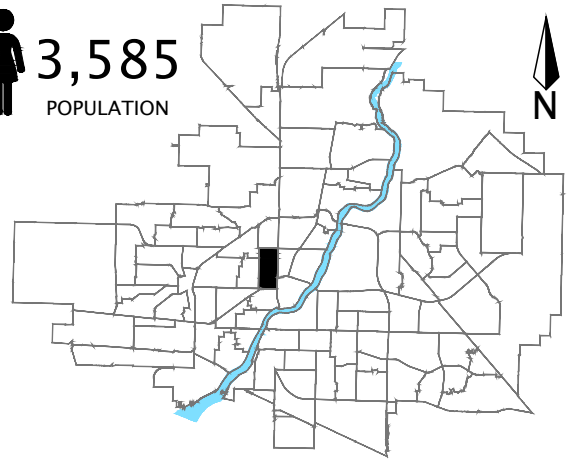


Caswell Hill


3,585
 POPULATION

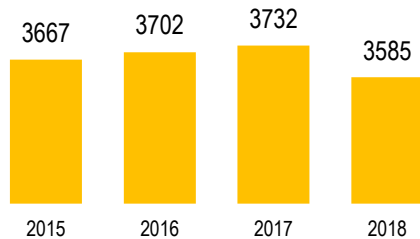


Community Quick Facts

Homeownership	63.8%
Average Sale Price	\$245,744
Median Personal Income	\$35,150
Household Size	2.2
Municipal Ward	2

CASWELL HILL

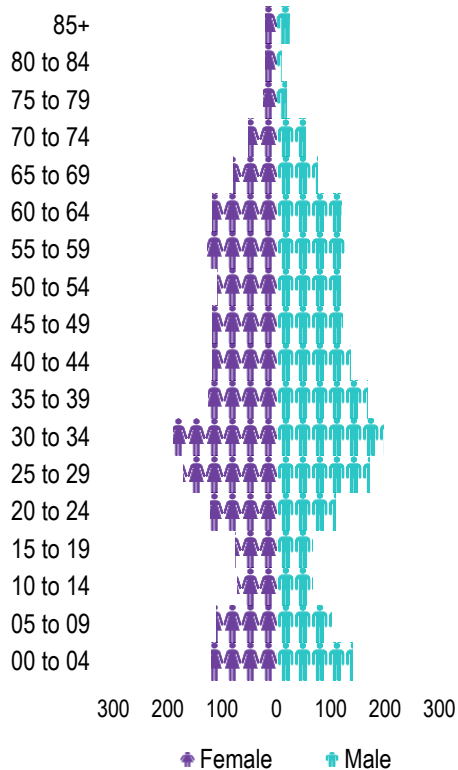
POPULATION



Source: eHealth Saskatchewan, 2018

Age Group

2018



Source: eHealth Saskatchewan, 2018

Ethnic Diversity

	2016
* Higher number indicates greater diversity	
Caswell Hill	0.33
Saskatoon	0.45

Source: 2016 Census

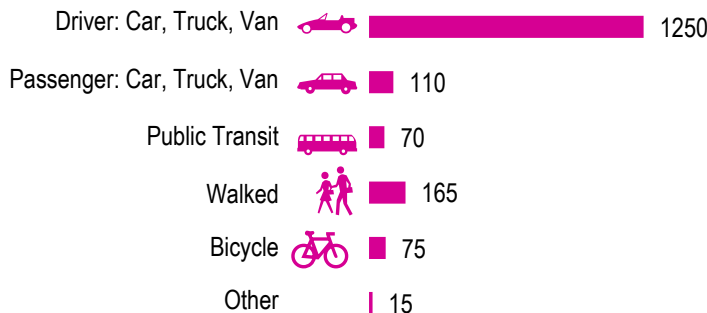
Mother Tongue

Top Languages	2016
English	2950
French	65
Tagalog (Pilipino, Filipino)	55
German	45
Cree, n.o.s.	25

Source: 2016 Census

Mode of Travel to Work

2016



Source: 2016 Census Long Form

Registered Vehicles

	2016	2017
Total (LV & PV)	2205	1973
LV - light vehicles (commercial & private)		
PV - private passenger vehicle		
Per Person	0.6	0.5
Saskatoon Per Person	0.7	0.7

Source: SGI

Education Level

2016

No Certificate/diploma/degree	525
High school certificate or equivalent	755
Apprentice/trades certificate/diploma	130
College/CEGEP/non-university cert./dipl.	470
University diploma or degree	890

Source: 2016 Census Long Form

Postsecondary Enrolment

	2015	2016	2017
Saskatchewan Polytechnic	125	145	148
University of Saskatchewan	121	84	91

Source: Saskatchewan Polytechnic Administrative Office and University of Saskatchewan Registrar's Office

Enrolment by School

	2015	2016	2017
P - Saskatoon Public School			
S - Greater Saskatoon Catholic Schools			
Bedford Road Collegiate (p)	606	597	648
Caswell School (p)	309	273	254

Source: Saskatoon Public School Division & Greater Saskatoon Catholic Schools

Household Structure

	2016
One-family households	805
Multiple-family households	25
Non-family households	685
Total lone-parent families	245
Total households	1520
Household size	2.2

Source: 2016 Census

Age of Dwelling

	2016
Before 1960	76%
1961-1980	15%
1981-1990	4%
1991-2000	2%
2001-2005	1%
2006-2010	1%
2011-2016	1%

Source: 2016 Census

Housing Affordability

2017	Median Multiple
Saskatoon	4.50
Caswell Hill	3.05

Note: Median Multiple of 3.0 & under is rated as "affordable"

Source: City of Saskatoon, Assessment & Taxation and RBC Economics Research

Housing Costs

	2016
Average Owner's Major Payments	\$1,168
Average Gross Rent	\$1,088

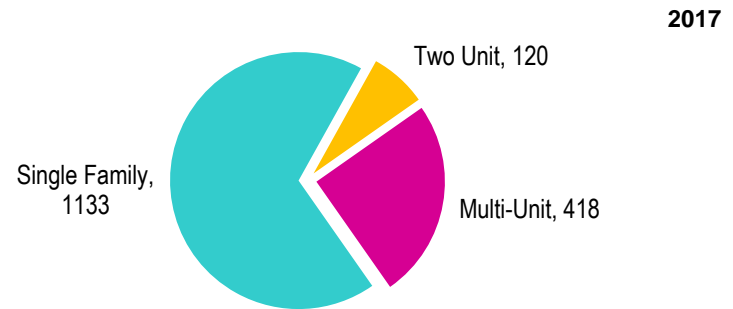
Source: 2016 Census

Housing by Tenure

	2016
Rented	36%
Owned	64%

Source: 2016 Census

Dwelling Unit Count



Total Dwellings	1671	
Neighbourhood Area	123.6 hectares	305.3 acres
Dwelling Units per Area	13.5 per hectare	5.5 per acre

Source: City of Saskatoon, Planning & Development

Real Estate Sales

2017	No. of Sales	Average Price
Condo Townhouse	0	\$ -
High Rise Apt Condo	2	\$ 587,500
Low Rise Apt Condo	3	\$ 160,333
Semi-detached	1	\$ 421,000
Semi-detached - two titles	1	\$ 399,900
Single Family Dwelling	69	\$ 234,778

Source: City of Saskatoon, Assessment & Taxation

Park Space

2018	Hectares	Acres
Total Park Area	4.3	10.5
Population per Park Area	842.5	341.0

Source: City of Saskatoon, Planning & Development

Park Type: N - Neighbourhood D - District MD - Multi-district
SU- Special Use I - Industrial

Ashworth Holmes	N	4.3	10.5
-----------------	---	-----	------

CASWELL HILL

Voter Turn-out (%)

Civic	2003	40%
Civic	2006	29%
Federal	2006	50%
Provincial	2007	69%
Federal	2008	50%
Civic	2009	25%
Federal	2011	54%
Provincial	2011	58%
Federal	2015	66%
Provincial	2016	37%
Civic	2016	34%

Source: City of Saskatoon, City Clerk's office; Province of Saskatchewan, Chief Electoral Officer; and Elections Canada

Licensed Home-Based Businesses

	2016	2017
Saskatoon	4524	4871
Caswell Hill	70	85

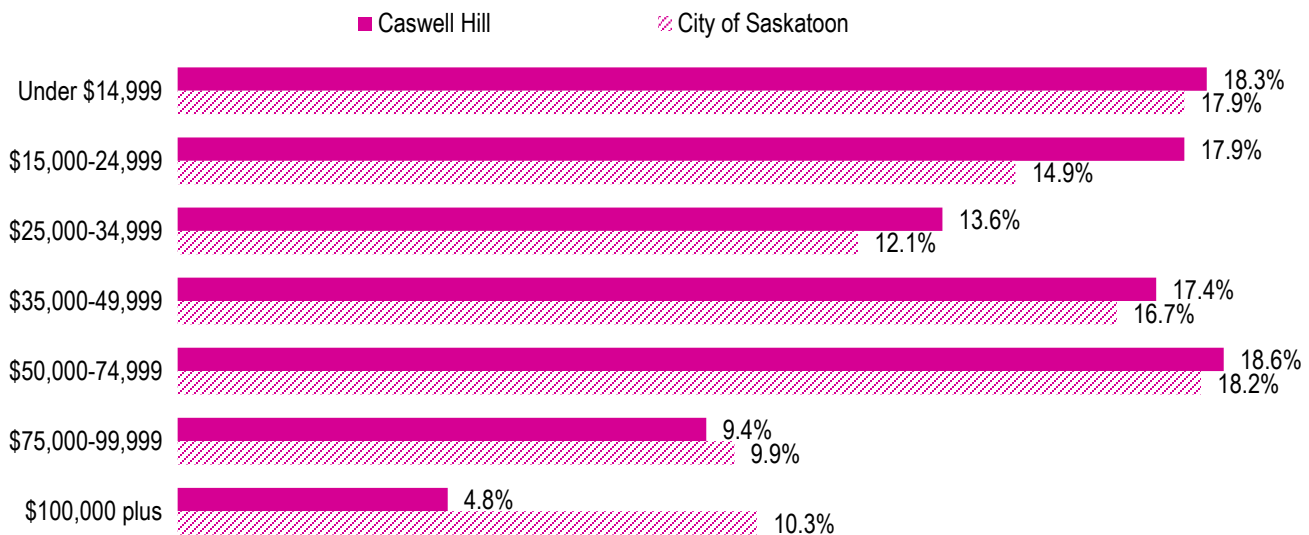
Source: City of Saskatoon, Business License Program

Labour Force

	2016	
	Caswell Hill	Saskatoon
Labour Force Participation Rate	70.4%	71.9%
Economic Dependency Ratio	19.2%	15.1%
Median Total Income (personal)	\$35,150	\$39,250
Provincial Index of Median Income (base=100)	94.20	105.10
Canadian Index of Median Income (base=100)	102.10	114.00

Source: Statistics Canada, Income Statistics Division, T1 Family File (T1FF) based on the final tax file, 2016

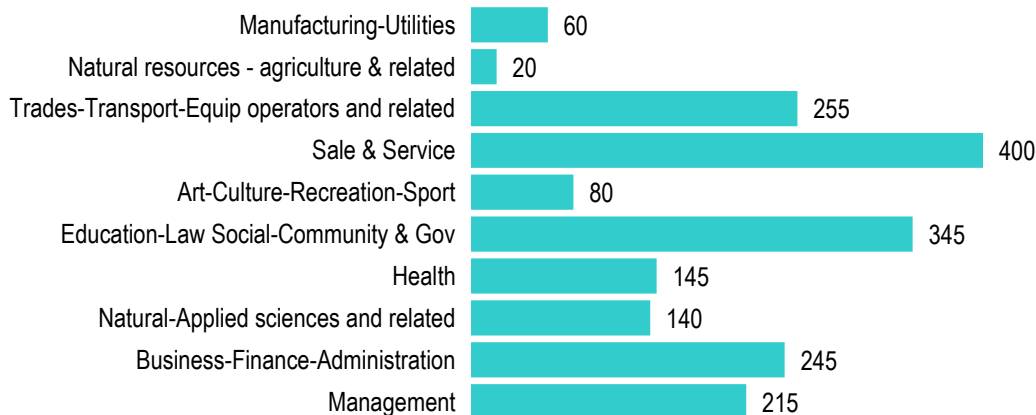
Personal Income



Source: Statistics Canada, Income Statistics Division, T1 Family File (T1FF) based on the final tax file, 2016

Major Occupation

2016



Source: 2016 Census