
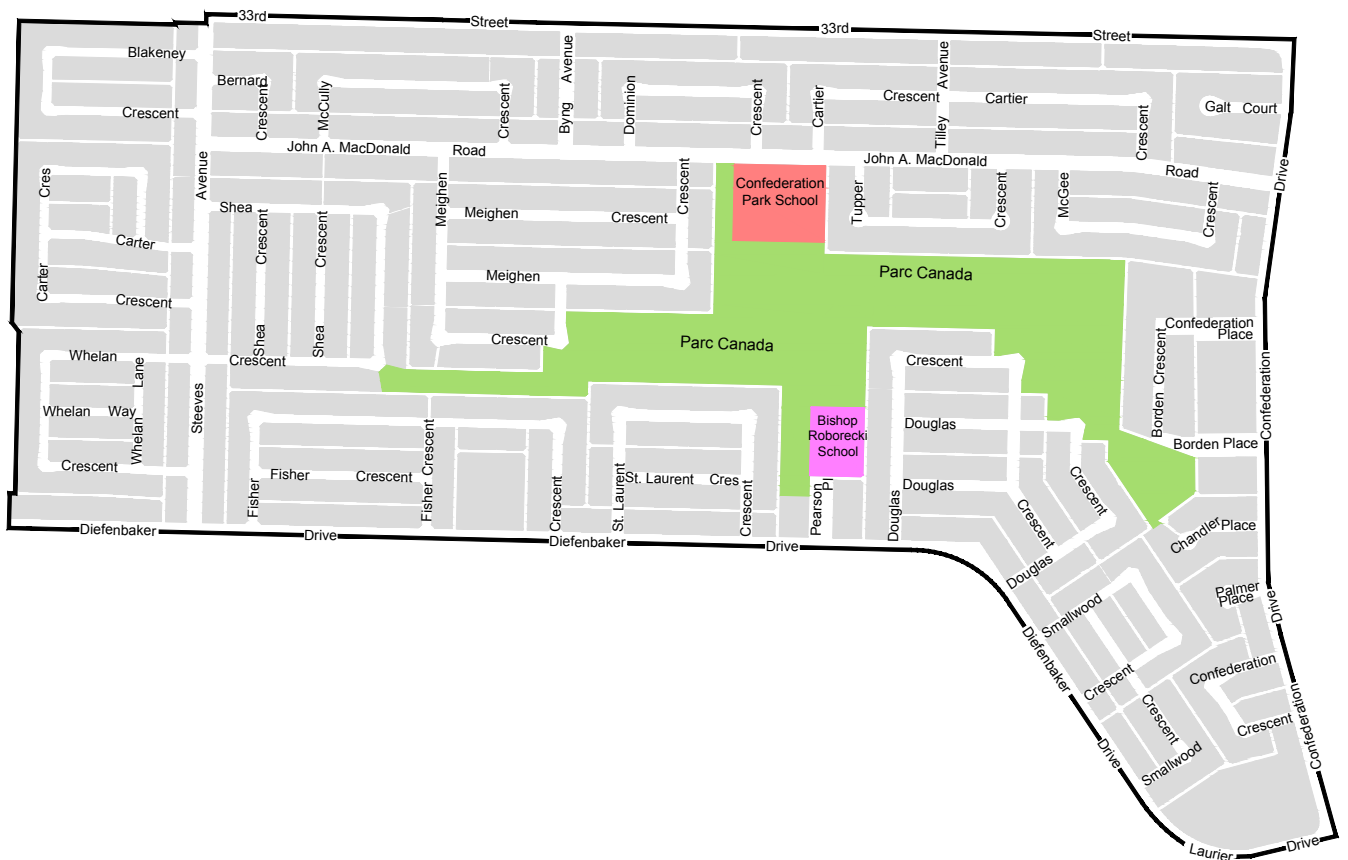
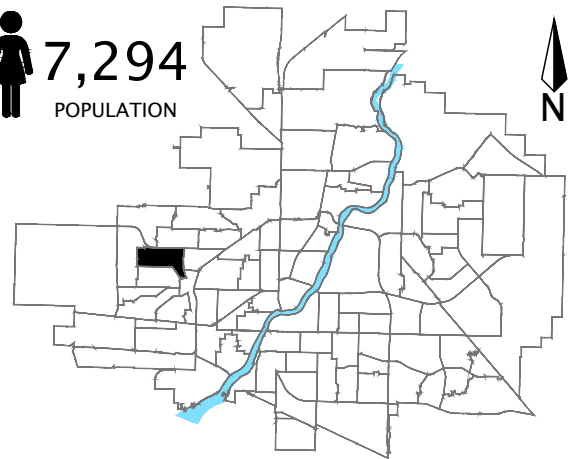


Confederation Park

Community Quick Facts

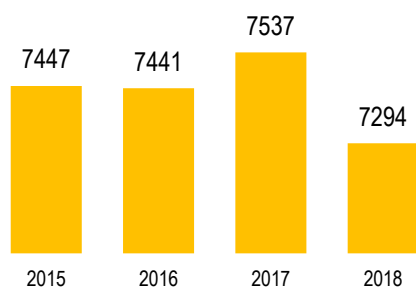
Homeownership	71.9%
Average Sale Price	\$258,609
Median Personal Income	\$35,460
Household Size	3.0
Municipal Ward	3


7,294
 POPULATION



CONFEDERATION PARK

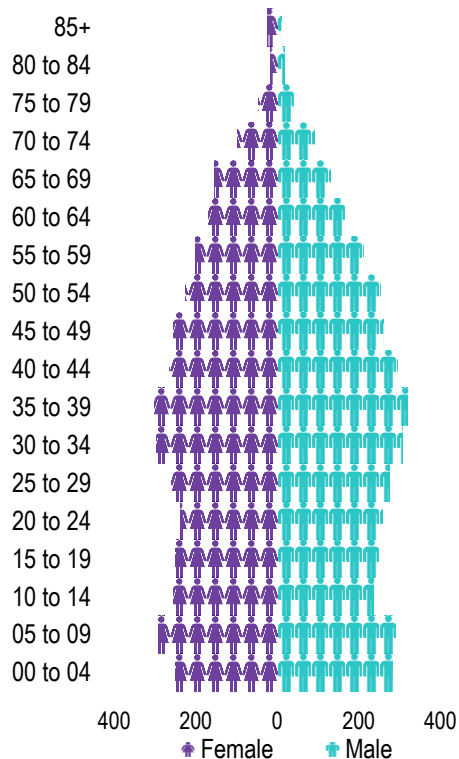
POPULATION



Source: eHealth Saskatchewan, 2018

Age Group

2018



Source: eHealth Saskatchewan, 2018

Ethnic Diversity

	2016
* Higher number indicates greater diversity	
Confederation Park	1.21
Saskatoon	0.45

Source: 2016 Census

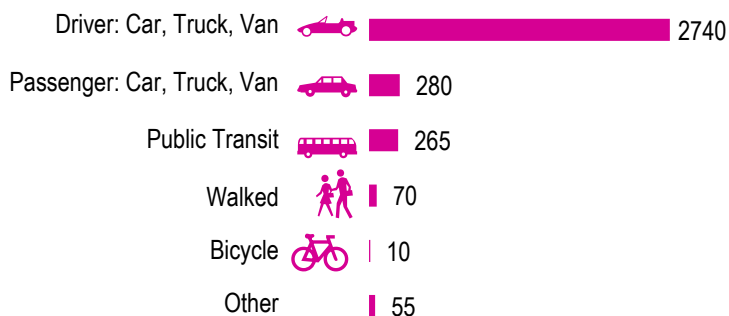
Mother Tongue

Top Languages	2016
English	4835
Tagalog (Pilipino, Filipino)	775
Urdu	110
Vietnamese	105
Punjabi (Panjabi)	85
Ukrainian	80

Source: 2016 Census

Mode of Travel to Work

2016



Source: 2016 Census Long Form

Registered Vehicles

	2016	2017
Total (LV & PV)	4229	3929
LV - light vehicles (commercial & private)		
PV - private passenger vehicle		
Per Person	0.6	0.5
Saskatoon Per Person	0.7	0.7

Source: SGI

Education Level

	2016
No Certificate/diploma/degree	1115
High school certificate or equivalent	1720
Apprentice/trades certificate/diploma	560
College/CEGEP/non-university cert./dipl.	915
University diploma or degree	855

Source: 2016 Census Long Form

Postsecondary Enrolment

	2015	2016	2017
Saskatchewan Polytechnic	134	125	117
University of Saskatchewan	139	117	119

Source: Saskatchewan Polytechnic Administrative Office and University of Saskatchewan Registrar's Office

Enrolment by School

	P - Saskatoon Public School	S - Greater Saskatoon Catholic Schools	2015	2016	2017
Bishop Roborecki School (s)			406	415	395
Confederation Park (p)			486	571	549

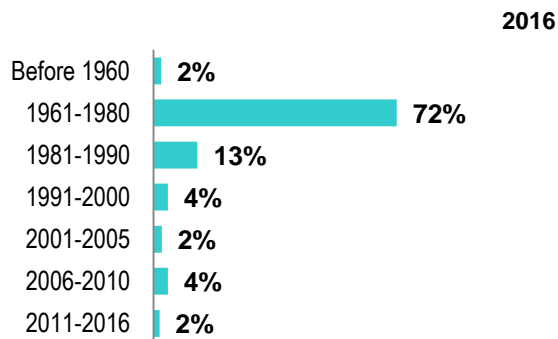
Source: Saskatoon Public School Division & Greater Saskatoon Catholic Schools

Household Structure

	2016
One-family households	1690
Multiple-family households	90
Non-family households	490
Total lone-parent families	435
Total households	2265
Household size	3

Source: 2016 Census

Age of Dwelling



Source: 2016 Census

Housing Affordability

2017	Median Multiple
Saskatoon	4.50
Confederation Park	3.45

Note: Median Multiple of 3.0 & under is rated as "affordable"

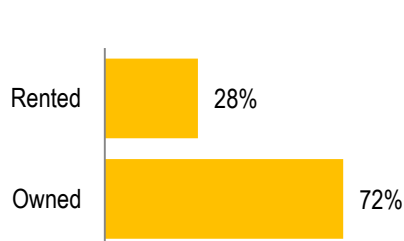
Source: City of Saskatoon, Assessment & Taxation and RBC Economics Research

Housing Costs

	2016
Average Owner's Major Payments	\$1,252
Average Gross Rent	\$1,067

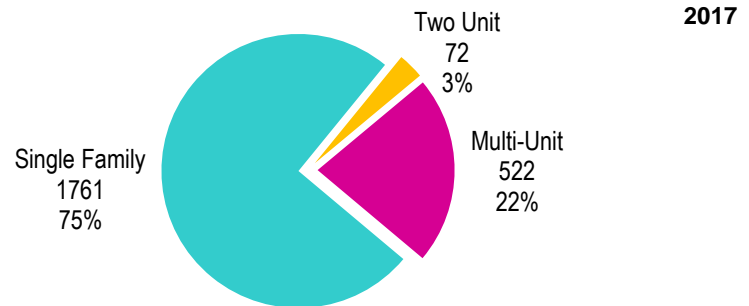
Source: 2016 Census

Housing by Tenure



Source: 2016 Census

Dwelling Unit Count



Total Dwellings	2355	
Neighbourhood Area	157.7 hectares	389.8 acres
Dwelling Units per Area	14.9 per hectare	6.0 per acre

Source: City of Saskatoon, Planning & Development

Real Estate Sales

2017	No. of Sales	Average Price
Condo Townhouse	0	\$ -
High Rise Apt Condo	0	\$ -
Low Rise Apt Condo	0	\$ -
Semi-detached	1	\$ 380,000
Semi-detached - two titles	1	\$ 230,000
Single Family Dwelling	66	\$ 257,203

Source: City of Saskatoon, Assessment & Taxation

Park Space

2018	Hectares	Acres
Total Park Area	16.4	40.5
Population per Park Area	445.5	180.3

Source: City of Saskatoon, Planning & Development

Park Type: N - Neighbourhood D - District MD - Multi-district
SU- Special Use I - Industrial

Parc Canada	D	16.4	40.5
-------------	---	------	------

CONFEDERATION PARK

Voter Turn-out (%)

Civic	2003	36%
Civic	2006	21%
Federal	2006	48%
Provincial	2007	63%
Federal	2008	43%
Civic	2009	19%
Federal	2011	47%
Provincial	2011	49%
Federal	2015	65%
Provincial	2016	32%
Civic	2016	22%

Source: City of Saskatoon, City Clerk's office; Province of Saskatchewan, Chief Electoral Officer; and Elections Canada

Licensed Home-Based Businesses

	2016	2017
Saskatoon	4524	4871
Confederation Park	94	101

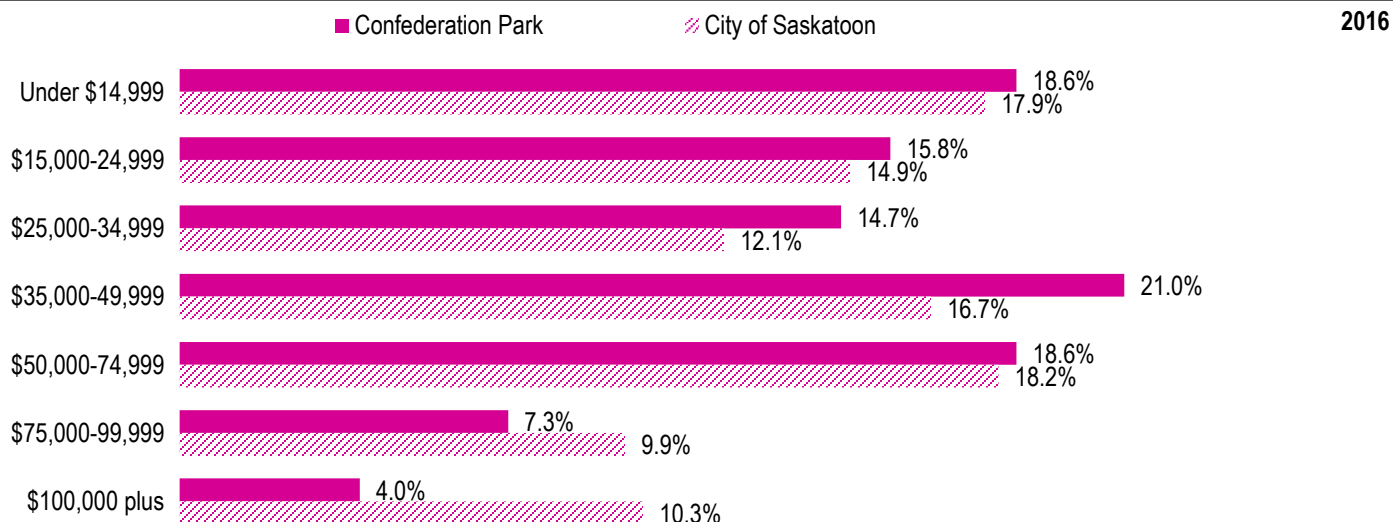
Source: City of Saskatoon, Business License Program

Labour Force

	2016	
	Confederation Park	Saskatoon
Labour Force Participation Rate	74.0%	71.9%
Economic Dependency Ratio	18.0%	15.1%
Median Total Income (personal)	\$35,460	\$39,250
Provincial Index of Median Income (base=100)	95.00	105.10
Canadian Index of Median Income (base=100)	103.00	114.00

Source: Statistics Canada, Income Statistics Division, T1 Family File (T1FF) based on the final tax file, 2016

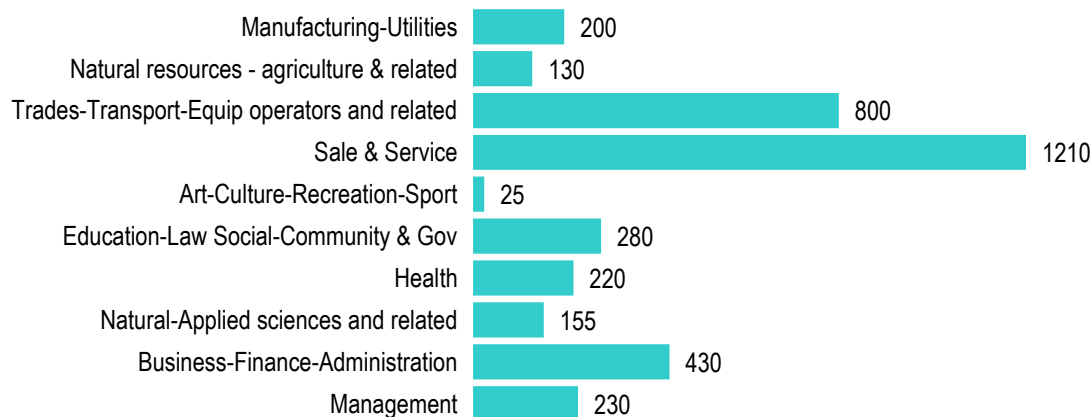
Personal Income



Source: Statistics Canada, Income Statistics Division, T1 Family File (T1FF) based on the final tax file, 2016

Major Occupation

2016



Source: 2016 Census