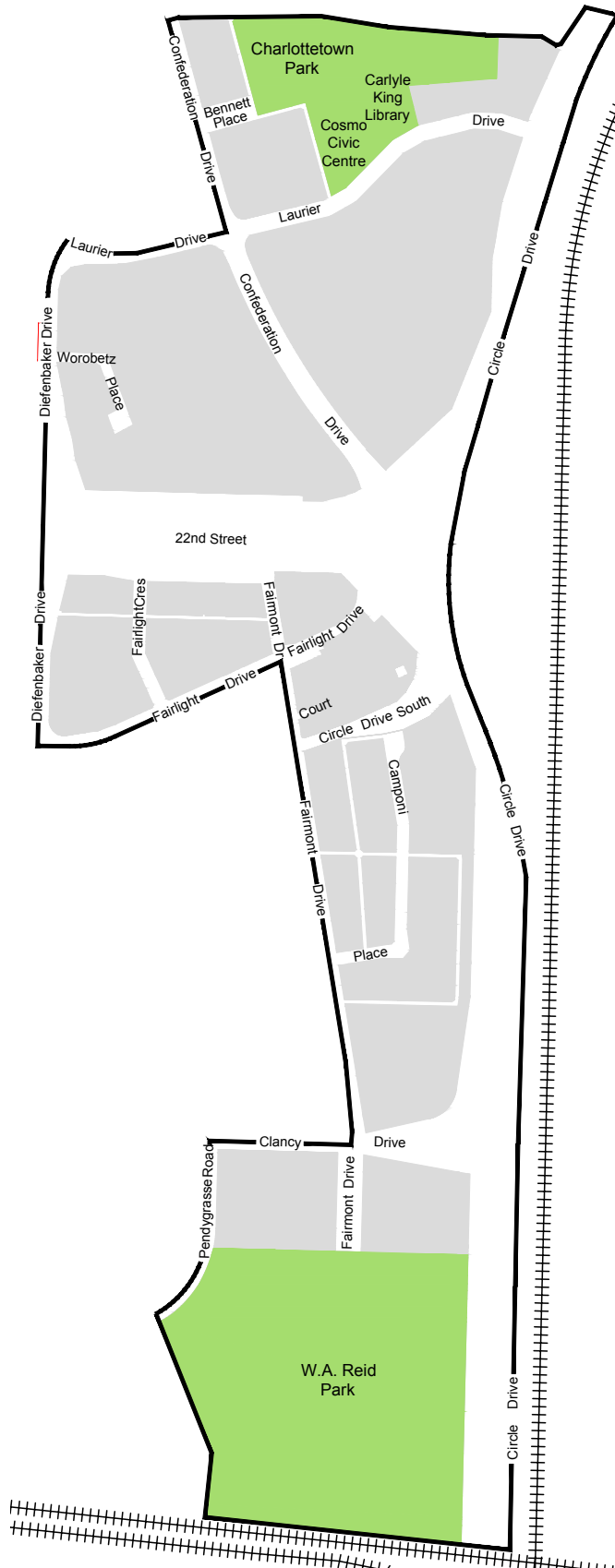

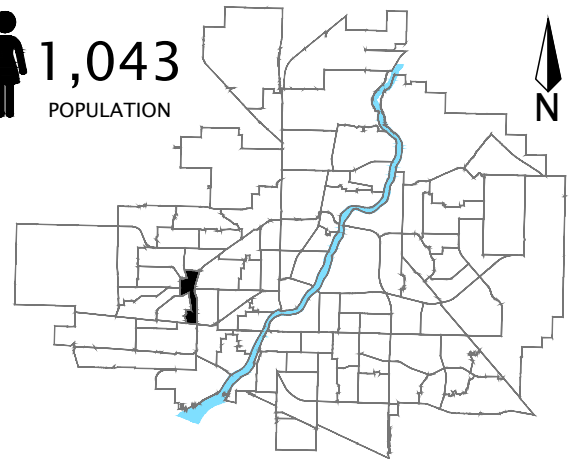


Confederation Suburban Centre




1,043
 POPULATION

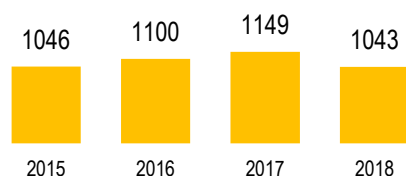


Community Quick Facts

Homeownership	29.7%
Average Sale Price	\$237,500
Median Personal Income	\$26,790
Household Size	2.6
Municipal Ward	3

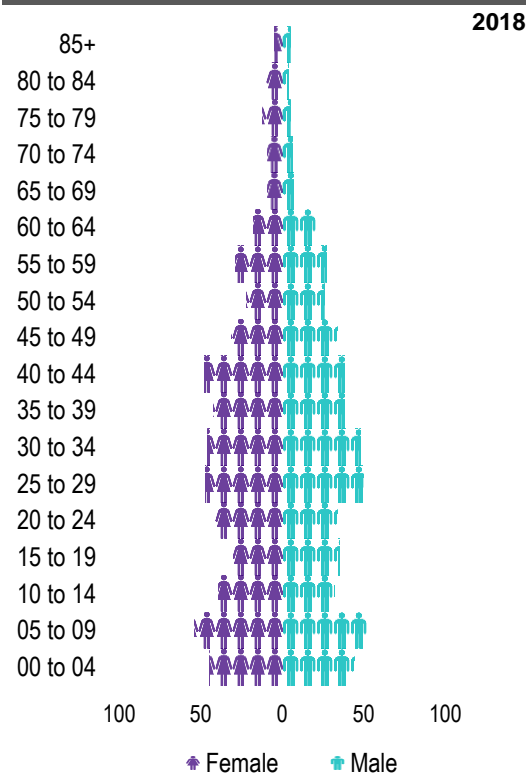
CONFEDERATION SUBURBAN CENTRE

POPULATION



Source: eHealth Saskatchewan, 2018

Age Group



Source: eHealth Saskatchewan, 2018

Ethnic Diversity

	2016
* Higher number indicates greater diversity	
Confederation Suburban Centre	0.25
Saskatoon	0.45

Source: 2016 Census

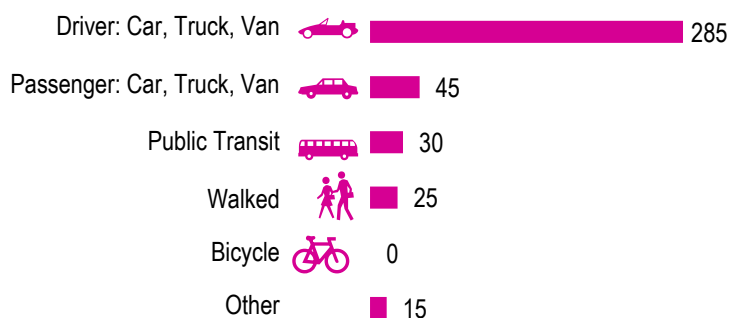
Mother Tongue

Top Languages	2016
English	550
Urdu	105
Tagalog (Pilipino, Filipino)	55
Bengali	40
Ukranian	25
Oromo	25

Source: 2016 Census

Mode of Travel to Work

2016



Source: 2016 Census Long Form

Registered Vehicles

	2016	2017
Total (LV & PV)	507	488
LV - light vehicles (commercial & private)		
PV - private passenger vehicle		
Per Person	0.5	0.4
Saskatoon Per Person	0.7	0.7

Source: SGI

Education Level

	2016
No Certificate/diploma/degree	150
High school certificate or equivalent	275
Apprentice/trades certificate/diploma	75
College/CEGEP/non-university cert./dipl.	105
University diploma or degree	105

Source: 2016 Census Long Form

Postsecondary Enrolment

	2015	2016	2017
Saskatchewan Polytechnic	24	31	30
University of Saskatchewan	24	25	22

Source: Saskatchewan Polytechnic Administrative Office and University of Saskatchewan Registrar's Office

Enrolment by School

P - Saskatoon Public School

S - Greater Saskatoon Catholic Schools

2015 2016 2017

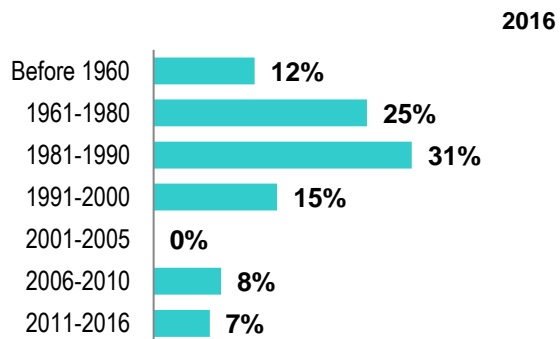
No schools located in neighbourhood

Household Structure

	2016
One-family households	225
Multiple-family households	10
Non-family households	140
Total lone-parent families	105
Total households	375
Household size	2.6

Source: 2016 Census

Age of Dwelling



Source: 2016 Census

Housing Affordability

2017	Median Multiple
Saskatoon	4.50
Confederation Suburban Centre	3.17

Note: Median Multiple of 3.0 & under is rated as "affordable"

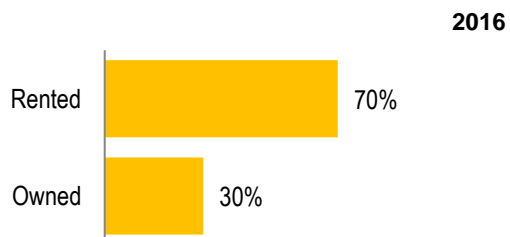
Source: City of Saskatoon, Assessment & Taxation and RBC Economics Research

Housing Costs

	2016
Average Owner's Major Payments	\$1,220
Average Gross Rent	\$979


Source: 2016 Census

Housing by Tenure



Source: 2016 Census

Dwelling Unit Count



Total Dwellings	465	
Neighbourhood Area	98.8 hectares	244.1 acres
Dwelling Units per Area	4.7 per hectare	1.9 per acre

Source: City of Saskatoon, Planning & Development

Real Estate Sales

2017	No. of Sales	Average Price
Condo Townhouse	3	\$ 237,500
High Rise Apt Condo	0	\$ -
Low Rise Apt Condo	0	\$ -
Semi-detached	0	\$ -
Semi-detached - two titles	0	\$ -
Single Family Dwelling	0	\$ -

Source: City of Saskatoon, Assessment & Taxation

Park Space

2018	Hectares	Acres
Total Park Area	20.1	49.6
Population per Park Area	52.0	21.0

Source: City of Saskatoon, Planning & Development

Park Type: N - Neighbourhood D - District MD - Multi-district
SU- Special Use I - Industrial

Charlottetown	MD	4.8	11.9
WA Reid	MD	15.3	37.7

CONFEDERATION SUBURBAN CENTRE

Voter Turn-out (%)

Civic	2003	40%
Civic	2006	22%
Federal	2006	38%
Provincial	2007	67%
Federal	2008	41%
Civic	2009	19%
Federal	2011	50%
Provincial	2011	50%
Federal	2015	65%
Provincial	2016	28%
Civic	2016	21%

Source: City of Saskatoon, City Clerk's office; Province of Saskatchewan, Chief Electoral Officer; and Elections Canada

Licensed Home-Based Businesses

	2016	2017
Saskatoon	4524	4871
Confederation Suburban Centre	12	14

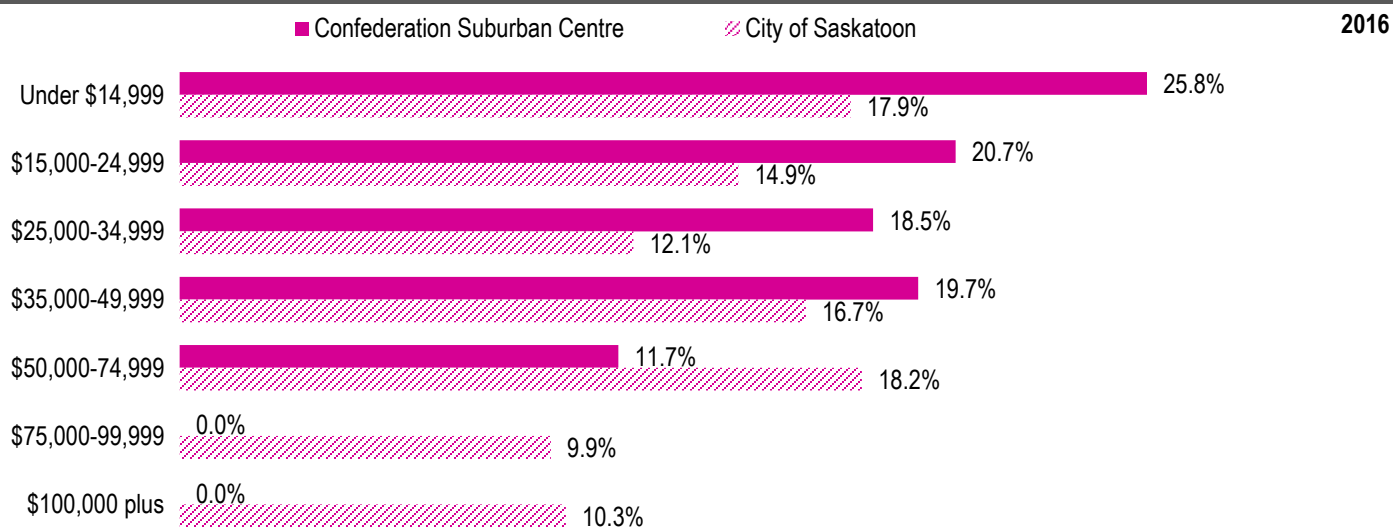
Source: City of Saskatoon, Business License Program

Labour Force

	Confederation Suburban Centre	Saskatoon
Labour Force Participation Rate	63.9%	71.9%
Economic Dependency Ratio	37.2%	15.1%
Median Total Income (personal)	\$26,790	\$39,250
Provincial Index of Median Income (base=100)	71.80	105.10
Canadian Index of Median Income (base=100)	77.80	114.00

Source: Statistics Canada, Income Statistics Division, T1 Family File (T1FF) based on the final tax file, 2016

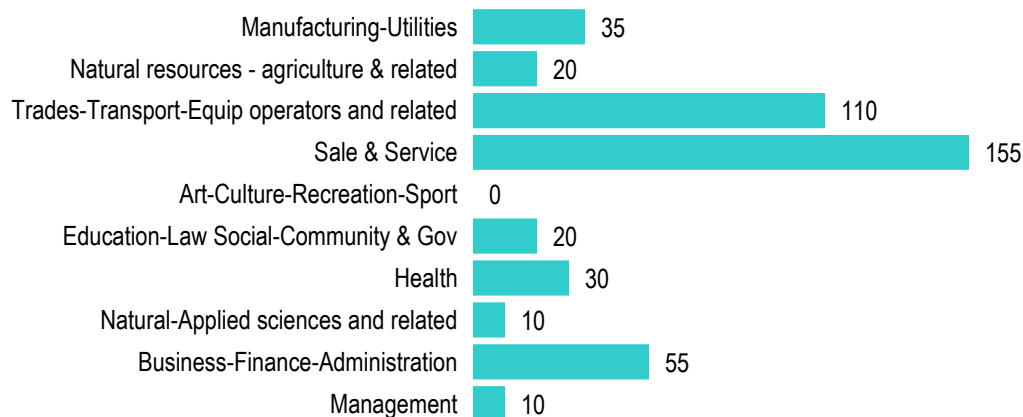
Personal Income



Source: Statistics Canada, Income Statistics Division, T1 Family File (T1FF) based on the final tax file, 2016

Major Occupation

2016



Source: 2016 Census