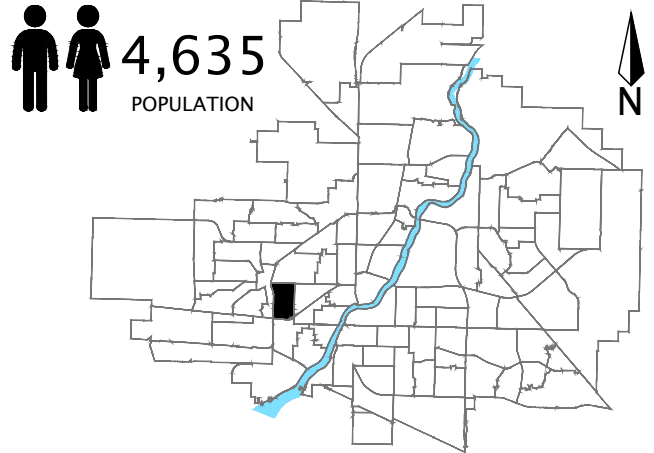


# Meadowgreen

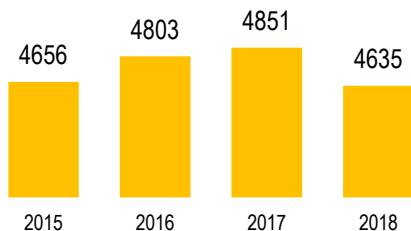
## Community Quick Facts

Homeownership	50.0%
Average Sale Price	\$184,124
Median Personal Income	\$27,200
Household Size	2.8
Municipal Ward	2



# MEADOWGREEN

## POPULATION



Source: eHealth Saskatchewan, 2018

## Age Group



Source: eHealth Saskatchewan, 2018

## Ethnic Diversity

	2016
* Higher number indicates greater diversity	
Meadowgreen	1.04
Saskatoon	0.45

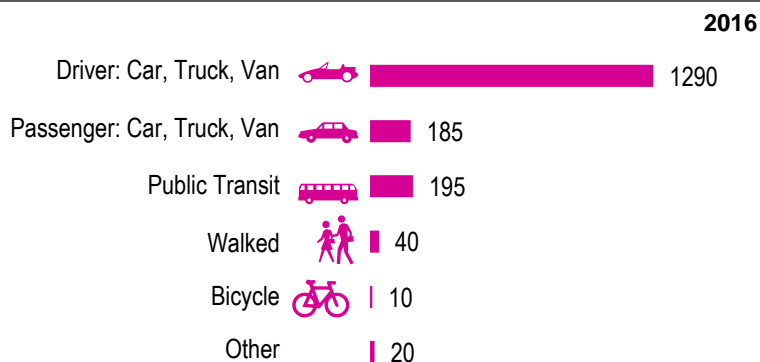
Source: 2016 Census

## Mother Tongue

Top Languages	2016
English	2830
Tagalog (Pilipino, Filipino)	225
Arabic	125
Spanish	105
Nepali	105

Source: 2016 Census

## Mode of Travel to Work



Source: 2016 Census Long Form

## Registered Vehicles

	2016	2017
Total (LV & PV)	2243	2040
LV - light vehicles (commercial & private)		
PV - private passenger vehicle		
Per Person	0.5	0.4
Saskatoon Per Person	0.7	0.7

Source: SGI

## Education Level

	2016
No Certificate/diploma/degree	1085
High school certificate or equivalent	1090
Apprentice/trades certificate/diploma	300
College/CEGEP/non-university cert./dipl.	440
University diploma or degree	435

Source: 2016 Census Long Form

## Postsecondary Enrolment

	2015	2016	2017
Saskatchewan Polytechnic	128	122	117
University of Saskatchewan	70	67	75

Source: Saskatchewan Polytechnic Administrative Office and University of Saskatchewan Registrar's Office

## Enrolment by School

	2015	2016	2017
P- Saskatoon Public School			
S - Greater Saskatoon Catholic Schools			
W. P. Bate School (p)	349	396	382

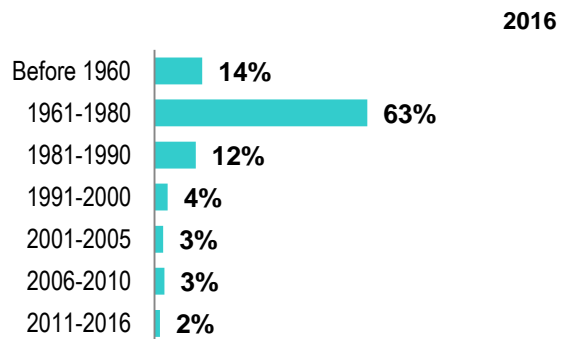
Source: Saskatoon Public School Division & Greater Saskatoon Catholic Schools

## Household Structure

	2016
One-family households	1010
Multiple-family households	45
Non-family households	500
Total lone-parent families	300
Total households	1560
Household size	2.8

Source: 2016 Census

## Age of Dwelling



Source: 2016 Census

## Housing Affordability

2017	Median Multiple
Saskatoon	4.50
Meadowgreen	2.73

Note: Median Multiple of 3.0 & under is rated as "affordable"

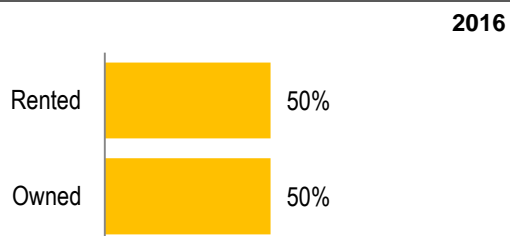
Source: City of Saskatoon, Assessment & Taxation and RBC Economics Research

## Housing Costs

	2016
Average Owner's Major Payments	\$1,140
Average Gross Rent	\$948

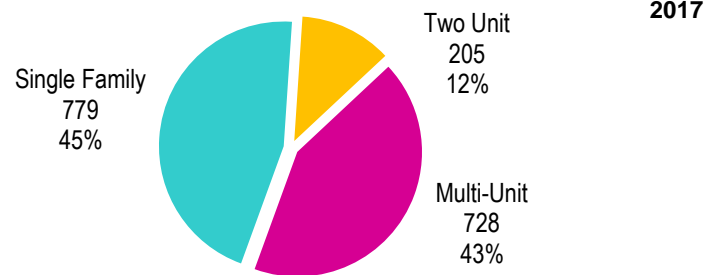
Source: 2016 Census

## Housing by Tenure



Source: 2016 Census

## Dwelling Unit Count



Total Dwellings	1712	
Neighbourhood Area	123.4 hectares	304.8 acres
Dwelling Units per Area	13.9 per hectare	5.6 per acre

Source: City of Saskatoon, Planning & Development

## Real Estate Sales

2017	No. of Sales	Average Price
Condo Townhouse	0	\$ -
High Rise Apt Condo	0	\$ -
Low Rise Apt Condo	14	\$ 63,214
Semi-detached	1	\$ 305,000
Semi-detached - two titles	1	\$ 227,000
Single Family Dwelling	33	\$ 230,457

Source: City of Saskatoon, Assessment & Taxation

## Park Space

2018	Hectares	Acres
Total Park Area	15.0	37.0
Population per Park Area	309.9	125.4

Source: City of Saskatoon, Planning & Development

Park Type: N - Neighbourhood D - District MD - Multi-district  
SU - Special Use I - Industrial

Cahill	N	0.6	1.5
Dutchak	N	1.2	3.0
Kate Waygood	N	10.3	25.4
Meadowgreen	N	2.2	5.5
Peter Pond	N	0.6	1.5

# MEADOWGREEN

## Voter Turn-out (%)

Civic	2003	38%
Civic	2006	25%
Federal	2006	48%
Provincial	2007	68%
Federal	2008	45%
Civic	2009	22%
Federal	2011	49%
Provincial	2011	52%
Federal	2015	55%
Provincial	2016	32%
Civic	2016	20%

Source: City of Saskatoon, City Clerk's office; Province of Saskatchewan, Chief Electoral Officer; and Elections Canada

## Licensed Home-Based Businesses

	2016	2017
Saskatoon	4524	4871
Meadowgreen	67	66

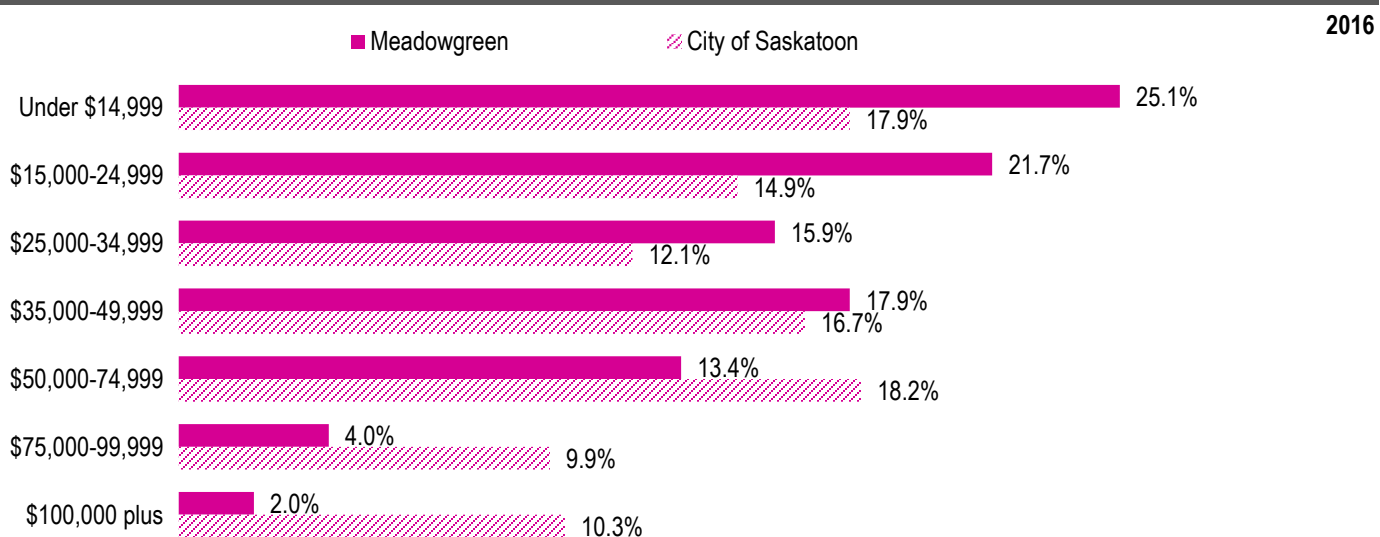
Source: City of Saskatoon, Business License Program

## Labour Force

	2016	
	Meadowgreen	Saskatoon
Labour Force Participation Rate	61.3%	71.9%
Economic Dependency Ratio	34.4%	15.1%
Median Total Income (personal)	\$27,200	\$39,250
Provincial Index of Median Income (base=100)	72.90	105.10
Canadian Index of Median Income (base=100)	79.00	114.00

Source: Statistics Canada, Income Statistics Division, T1 Family File (T1FF) based on the final tax file, 2016

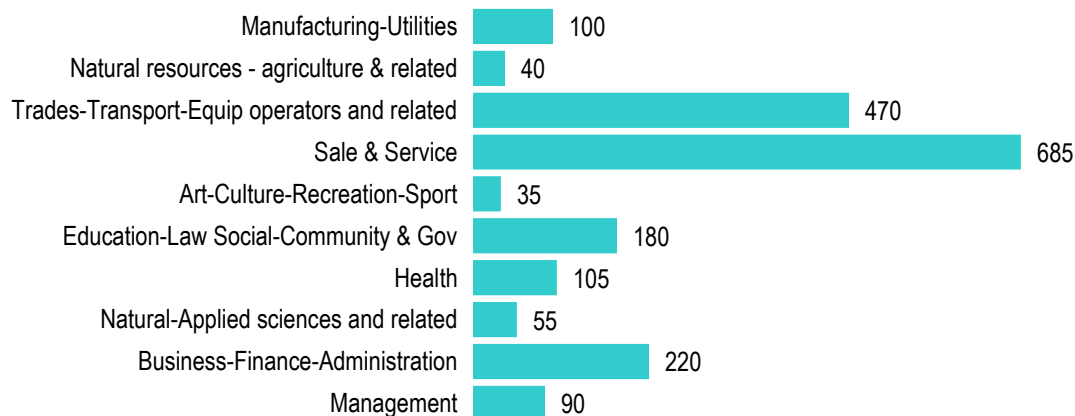
## Personal Income



Source: Statistics Canada, Income Statistics Division, T1 Family File (T1FF) based on the final tax file, 2016

## Major Occupation

2016



Source: 2016 Census