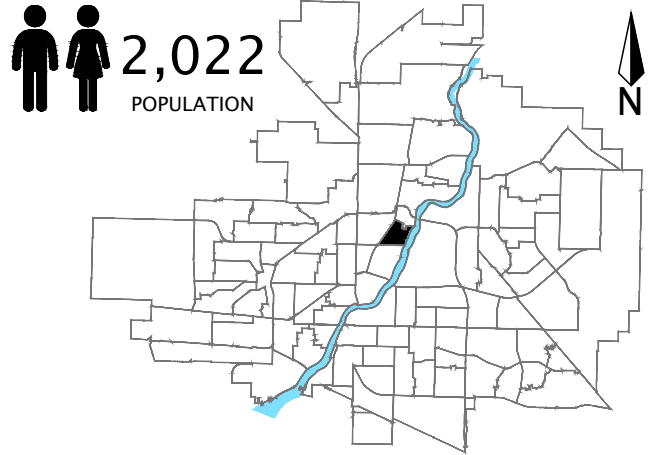


North Park

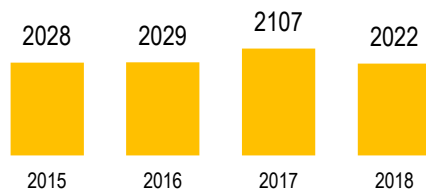
Community Quick Facts

Homeownership	70.0%
Average Sale Price	\$314,889
Median Personal Income	\$38,850
Household Size	2.2
Municipal Ward	1



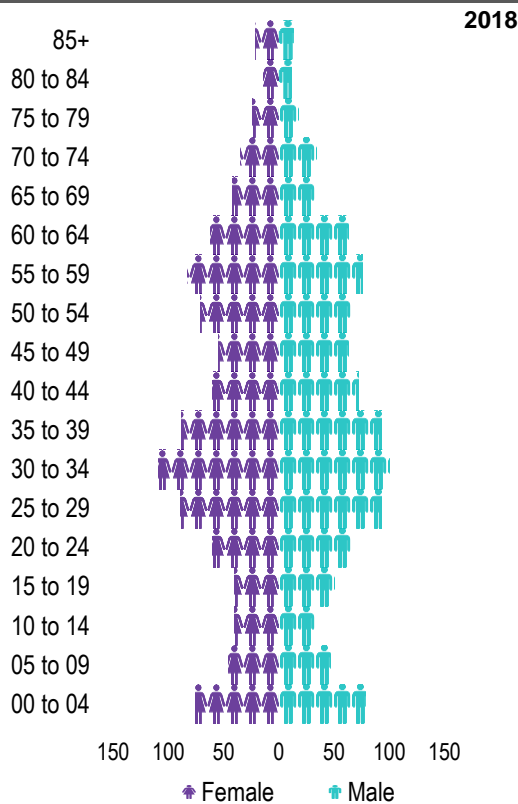
NORTH PARK

POPULATION



Source: eHealth Saskatchewan, 2018

Age Group



Source: eHealth Saskatchewan, 2018

Ethnic Diversity

	2016
* Higher number indicates greater diversity	
North Park	0.18
Saskatoon	0.45

Source: 2016 Census

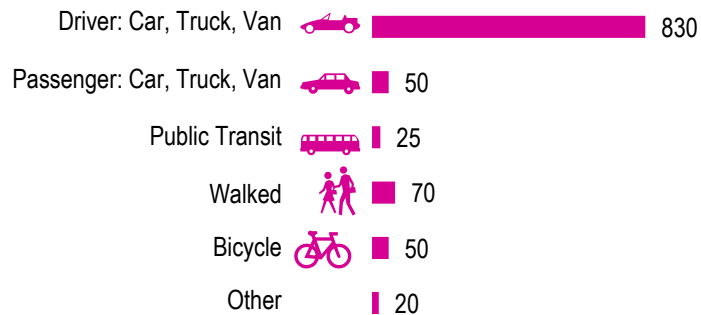
Mother Tongue

Top Languages	2016
English	1620
French	65
German	65
Ukrainian	50
Tagalog (Pilipino, Filipino)	40
Assyrian Neo-Aramaic	20

Source: 2016 Census

Mode of Travel to Work

2016



Source: 2016 Census Long Form

Registered Vehicles

	2016	2017
Total (LV & PV)	1584	1461
LV - light vehicles (commercial & private)		
PV - private passenger vehicle		
Per Person	0.8	0.7
Saskatoon Per Person	0.7	0.7

Source: SGI

Education Level

	2016
No Certificate/diploma/degree	215
High school certificate or equivalent	535
Apprentice/trades certificate/diploma	135
College/CEGEP/non-university cert./dipl.	345
University diploma or degree	405

Source: 2016 Census Long Form

Postsecondary Enrolment

	2015	2016	2017
Saskatchewan Polytechnic	54	45	51
University of Saskatchewan	99	80	79

Source: Saskatchewan Polytechnic Administrative Office and University of Saskatchewan Registrar's Office

Enrolment by School

	2015	2016	2017
P - Saskatoon Public School			
S - Greater Saskatoon Catholic Schools			
École St. Paul (s)	170	168	157
North Park Wilson School (p)	221	242	237

Source: Saskatoon Public School Division & Greater Saskatoon Catholic Schools

Household Structure

	2016
One-family households	515
Multiple-family households	0
Non-family households	375
Total lone-parent families	90
Total households	895
Household size	2.2

Source: 2016 Census

Age of Dwelling

	2016
Before 1960	43%
1961-1980	38%
1981-1990	5%
1991-2000	3%
2001-2005	0%
2006-2010	4%
2011-2016	6%

Source: 2016 Census

Housing Affordability

2017	Median Multiple
Saskatoon	4.50
North Park	4.54

Note: Median Multiple of 3.0 & under is rated as "affordable"

Source: City of Saskatoon, Assessment & Taxation and RBC Economics Research

Housing Costs

	2016
Average Owner's Major Payments	\$1,160
Average Gross Rent	\$1,175

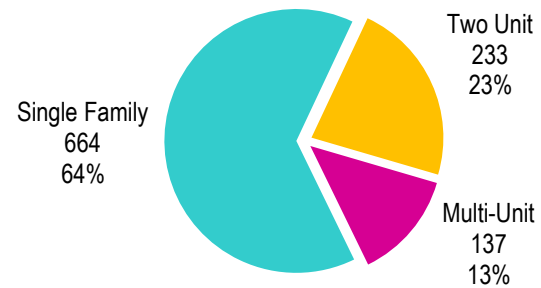
Source: 2016 Census

Housing by Tenure

	2016
Rented	30%
Owned	70%

Source: 2016 Census

Dwelling Unit Count



Total Dwellings	1034	
Neighbourhood Area	83.2 hectares	205.5 acres
Dwelling Units per Area	12.4 per hectare	5.0 per acre

Source: City of Saskatoon, Planning & Development

Real Estate Sales

2017	No. of Sales	Average Price
Condo Townhouse	0	\$ -
High Rise Apt Condo	0	\$ -
Low Rise Apt Condo	2	\$ 99,750
Semi-detached	1	\$ 494,999
Semi-detached - two titles	2	\$ 447,500
Single Family Dwelling	33	\$ 314,433

Source: City of Saskatoon, Assessment & Taxation

Park Space

2018	Hectares	Acres
Total Park Area	7.6	18.8
Population per Park Area	266.0	107.6

Source: City of Saskatoon, Planning & Development

Park Type: N - Neighbourhood D - District MD - Multi-district
SU- Special Use I - Industrial

GD Archibald Memorial	D	3.8	9.3
Horn	N	0.2	0.4
Marriot	N	0.3	0.8
Meewasin	SU	3.0	7.4
North Park	N	0.4	0.9

NORTH PARK

Voter Turn-out (%)

Civic	2003	54%
Civic	2006	41%
Federal	2006	51%
Provincial	2007	73%
Federal	2008	50%
Civic	2009	37%
Federal	2011	48%
Provincial	2011	55%
Federal	2015	69%
Provincial	2016	41%
Civic	2016	36%

Source: City of Saskatoon, City Clerk's office; Province of Saskatchewan, Chief Electoral Officer; and Elections Canada

Licensed Home-Based Businesses

	2016	2017
Saskatoon	4524	4871
North Park	62	72

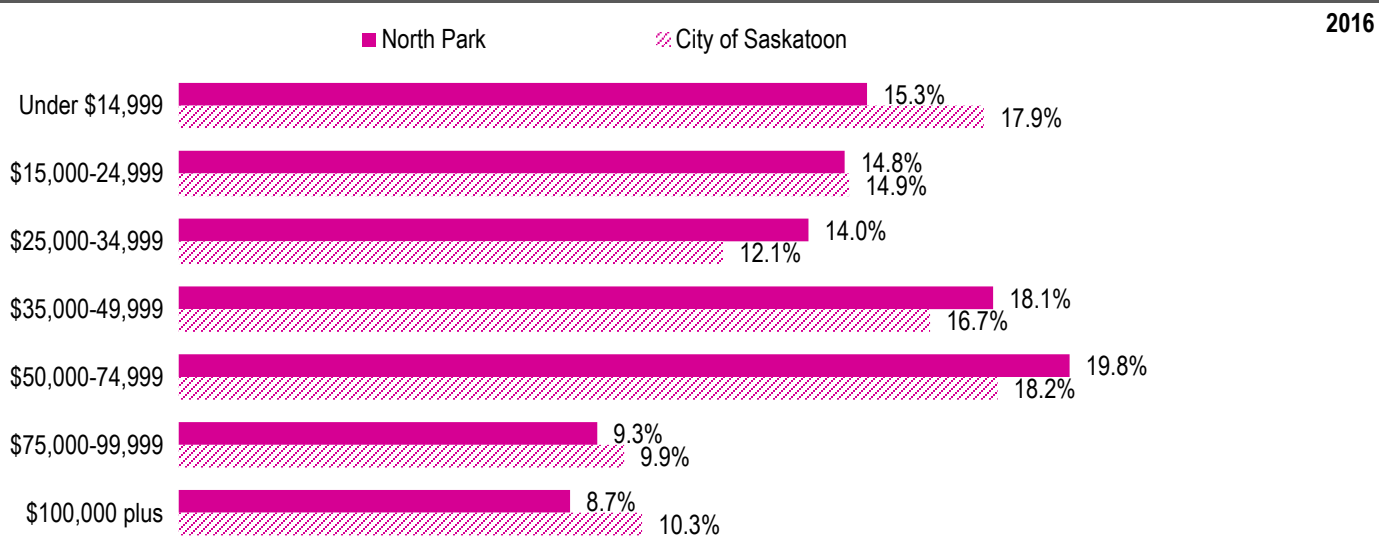
Source: City of Saskatoon, Business License Program

Labour Force

	2016	
	North Park	Saskatoon
Labour Force Participation Rate	75.8%	71.9%
Economic Dependency Ratio	14.7%	15.1%
Median Total Income (personal)	\$38,850	\$39,250
Provincial Index of Median Income (base=100)	104.10	105.10
Canadian Index of Median Income (base=100)	112.90	114.00

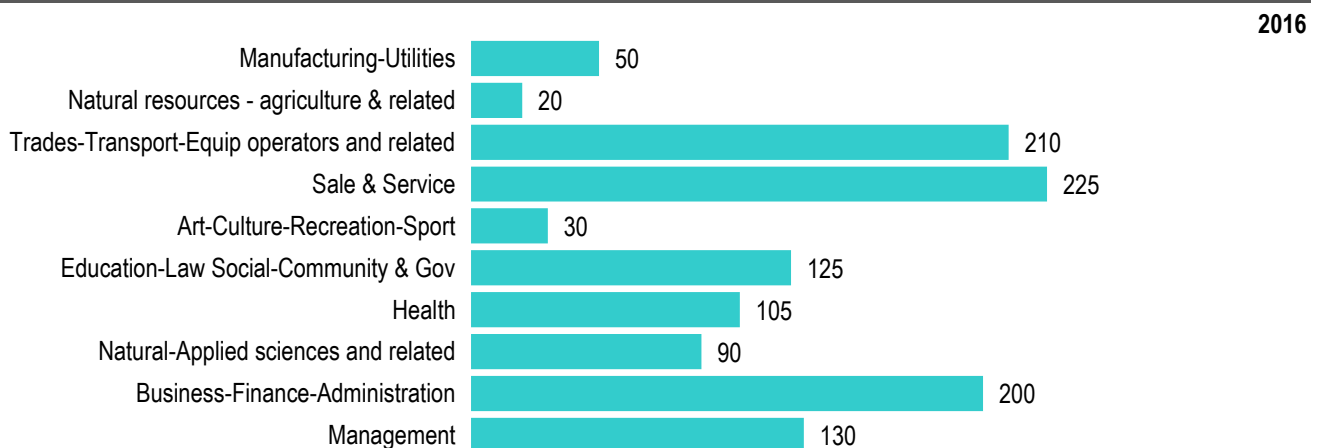
Source: Statistics Canada, Income Statistics Division, T1 Family File (T1FF) based on the final tax file, 2016

Personal Income



Source: Statistics Canada, Income Statistics Division, T1 Family File (T1FF) based on the final tax file, 2016

Major Occupation



Source: 2016 Census