
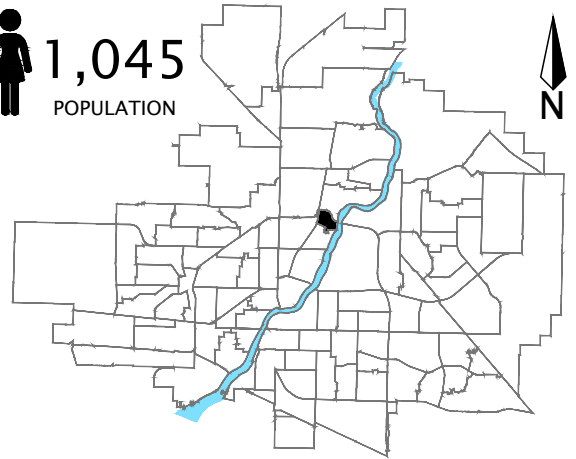


# Richmond Heights

## Community Quick Facts

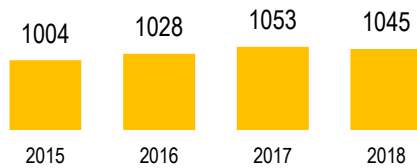
Homeownership	86.4%
Average Sale Price	\$345,721
Median Personal Income	\$33,510
Household Size	2.6
Municipal Ward	1

 1,045  
POPULATION



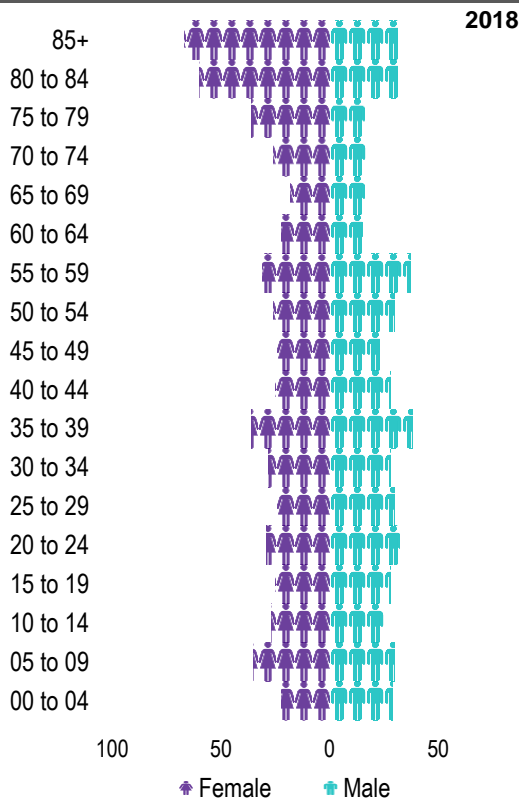
# RICHMOND HEIGHTS

## POPULATION



Source: eHealth Saskatchewan, 2018

## Age Group



Source: eHealth Saskatchewan, 2018

## Ethnic Diversity

\* Higher number indicates greater diversity

Location	2016
Richmond Heights	0.03
Saskatoon	0.45

Source: 2016 Census

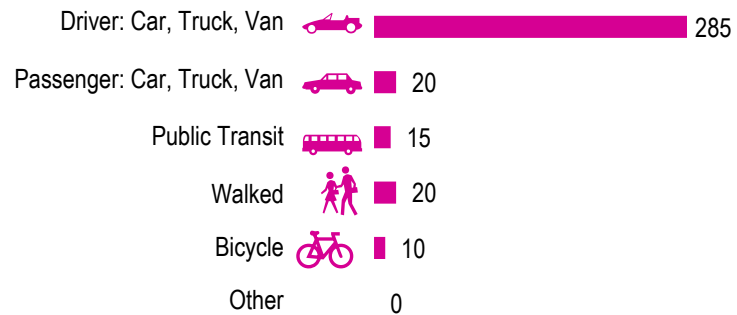
## Mother Tongue

Top Languages	2016
English	710
German	30
Korean	15
Russian	10
Vietnamese	10

Source: 2016 Census

## Mode of Travel to Work

2016



Source: 2016 Census Long Form

## Registered Vehicles

	2016	2017
Total (LV & PV)	632	592
LV - light vehicles (commercial & private) PV - private passenger vehicle		Source: SGI
Per Person	0.6	0.6
Saskatoon Per Person	0.7	0.7

## Education Level

	2016
No Certificate/diploma/degree	85
High school certificate or equivalent	185
Apprentice/trades certificate/diploma	45
College/CEGEP/non-university cert./dipl.	155
University diploma or degree	175

Source: 2016 Census Long Form

## Postsecondary Enrolment

	2015	2016	2017
Saskatchewan Polytechnic	15	15	17
University of Saskatchewan	22	22	20

Source: Saskatchewan Polytechnic Administrative Office and University of Saskatchewan Registrar's Office

## Enrolment by School

P - Saskatoon Public School S - Greater Saskatoon Catholic Schools

2015 2016 2017

No schools located in neighbourhood

Source: Saskatoon Public School Division & Greater Saskatoon Catholic Schools

## Household Structure

	2016
One-family households	235
Multiple-family households	0
Non-family households	70
Total lone-parent families	35
Total households	300
Household size	2.6

Source: 2016 Census

## Age of Dwelling

	2016
Before 1960	7%
1961-1980	92%
1981-1990	0%
1991-2000	0%
2001-2005	0%
2006-2010	0%
2011-2016	0%

Source: 2016 Census

## Housing Affordability

2017	Median Multiple
Saskatoon	4.50
Richmond Heights	4.52

Note: Median Multiple of 3.0 & under is rated as "affordable"

Source: City of Saskatoon, Assessment & Taxation and RBC Economics Research

## Housing Costs

	2016
Average Owner's Major Payments	\$1,078
Average Gross Rent	\$1,290

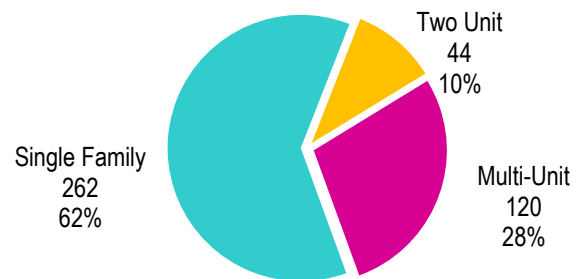
Source: 2016 Census

## Housing by Tenure

	2016
Rented	14%
Owned	86%

Source: 2016 Census

## Dwelling Unit Count



<b>Total Dwellings</b>	<b>426</b>	
<b>Neighbourhood Area</b>	<b>47.4 hectares</b>	<b>117.0 acres</b>
<b>Dwelling Units per Area</b>	<b>9.0 per hectare</b>	<b>3.6 per acre</b>

Source: City of Saskatoon, Planning & Development

## Real Estate Sales

2017	No. of Sales	Average Price
Condo Townhouse	0	\$ -
High Rise Apt Condo	0	\$ -
Low Rise Apt Condo	0	\$ -
Semi-detached	0	\$ -
Semi-detached - two titles	0	\$ -
Single Family Dwelling	15	\$ 345,721

Source: City of Saskatoon, Assessment & Taxation

## Park Space

2018	Hectares	Acres
<b>Total Park Area</b>	9.9	24.6
<b>Population per Park Area</b>	105.2	42.6

Source: City of Saskatoon, Planning & Development

Park Type: N - Neighbourhood D - District MD - Multi-district  
SU- Special Use I - Industrial

<b>GD Archibald Memorial</b>	<b>D</b>	4.0	10.0
<b>GD Archibald North</b>	<b>N</b>	3.4	8.4
<b>GD Archibald West</b>	<b>N</b>	1.1	2.6
<b>Meewasin</b>	<b>SU</b>	1.4	3.5

# RICHMOND HEIGHTS

## Voter Turn-out (%)

Civic	2003	54%
Civic	2006	41%
Federal	2006	58%
Provincial	2007	77%
Federal	2008	57%
Civic	2009	37%
Federal	2011	54%
Provincial	2011	71%
Federal	2015	72%
Provincial	2016	55%
Civic	2016	36%

Source: City of Saskatoon, City Clerk's office; Province of Saskatchewan, Chief Electoral Officer; and Elections Canada

## Licensed Home-Based Businesses

	2016	2017
Saskatoon	4524	4871
Richmond Heights	13	16

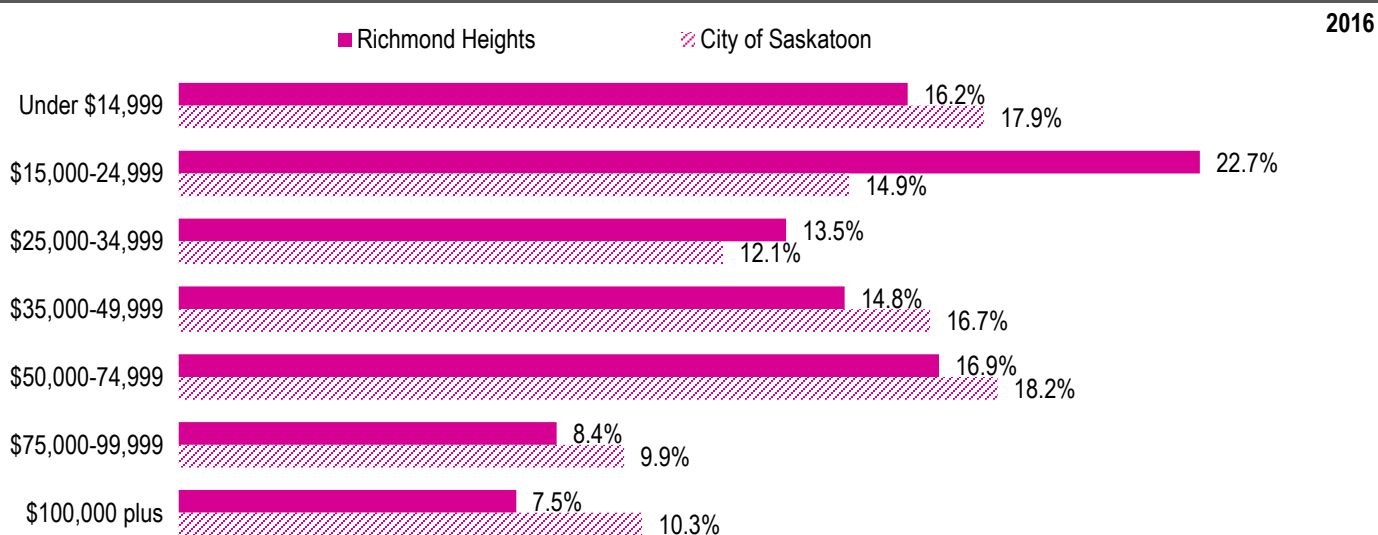
Source: City of Saskatoon, Business License Program

## Labour Force

	2016	
	Richmond Heights	Saskatoon
Labour Force Participation Rate	53.3%	71.9%
Economic Dependency Ratio	31.0%	15.1%
Median Total Income (personal)	\$33,510	\$39,250
Provincial Index of Median Income (base=100)	89.80	105.10
Canadian Index of Median Income (base=100)	97.40	114.00

Source: Statistics Canada, Income Statistics Division, T1 Family File (T1FF) based on the final tax file, 2016

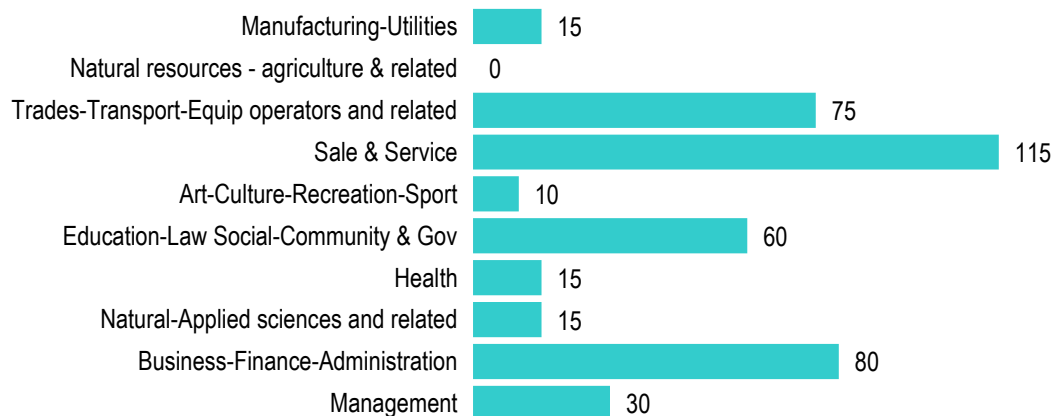
## Personal Income



Source: Statistics Canada, Income Statistics Division, T1 Family File (T1FF) based on the final tax file, 2016

## Major Occupation

2016



Source: 2016 Census