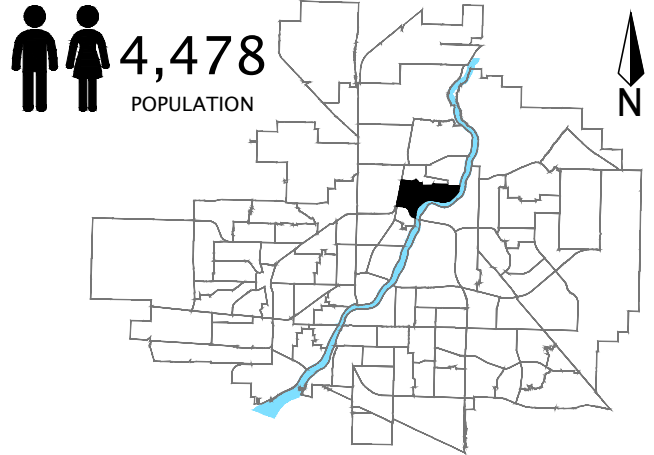


# River Heights

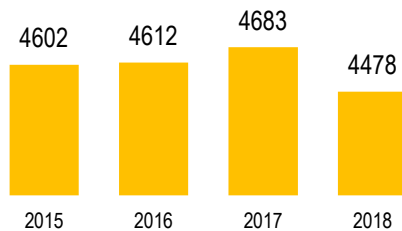
## Community Quick Facts

Homeownership	80.2%
Average Sale Price	\$319,824
Median Personal Income	\$45,000
Household Size	2.5
Municipal Ward	5



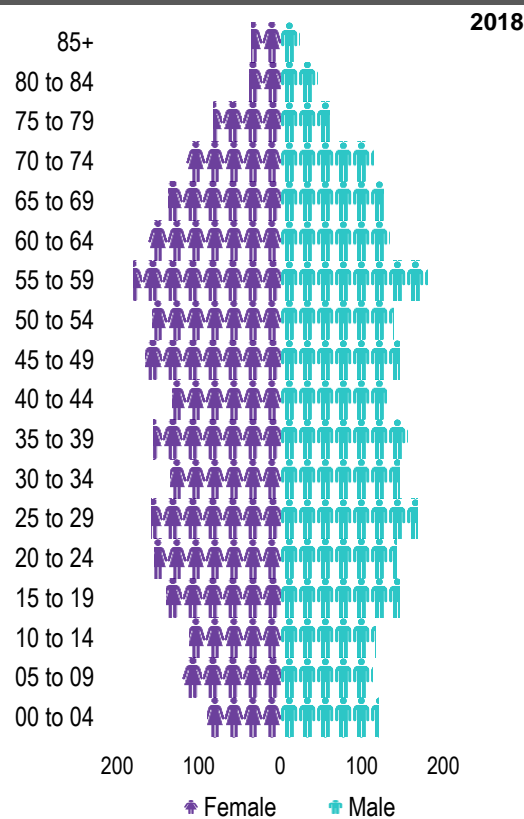
# RIVER HEIGHTS

## POPULATION



Source: eHealth Saskatchewan, 2018

## Age Group



Source: eHealth Saskatchewan, 2018

## Ethnic Diversity

	2016
* Higher number indicates greater diversity	
River Heights	0.28
Saskatoon	0.45

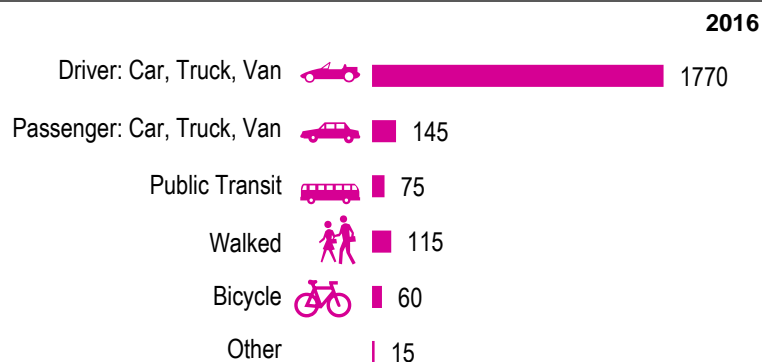
Source: 2016 Census

## Mother Tongue

Top Languages	2016
English	3550
Ukrainian	85
German	60
Russian	50
Tagalog (Pilipino, Filipino)	50
Spanish	50

Source: 2016 Census

## Mode of Travel to Work



Source: 2016 Census Long Form

## Registered Vehicles

	2016	2017
Total (LV & PV)	3190	3036
LV - light vehicles (commercial & private)		
PV - private passenger vehicle		
Per Person	0.7	0.6
Saskatoon Per Person	0.7	0.7

Source: SGI

## Education Level

	2016
No Certificate/diploma/degree	400
High school certificate or equivalent	975
Apprentice/trades certificate/diploma	250
College/CEGEP/non-university cert./dipl.	640
University diploma or degree	1260

Source: 2016 Census Long Form

## Postsecondary Enrolment

	2015	2016	2017
Saskatchewan Polytechnic	73	63	64
University of Saskatchewan	208	182	193

Source: Saskatchewan Polytechnic Administrative Office and University of Saskatchewan Registrar's Office

## Enrolment by School

	P - Saskatoon Public School	S - Greater Saskatoon Catholic Schools	2015	2016	2017
River Heights School (p)			403	410	416
St. Anne School (s)			192	197	188

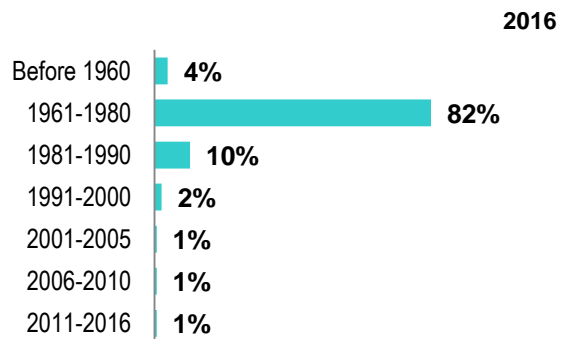
Source: Saskatoon Public School Division & Greater Saskatoon Catholic Schools

## Household Structure

	2016
One-family households	1160
Multiple-family households	25
Non-family households	485
Total lone-parent families	180
Total households	1670
Household size	2.5

Source: 2016 Census

## Age of Dwelling



Source: 2016 Census

## Housing Affordability

2017	Median Multiple
Saskatoon	4.50
River Heights	4.42

Note: Median Multiple of 3.0 & under is rated as "affordable"

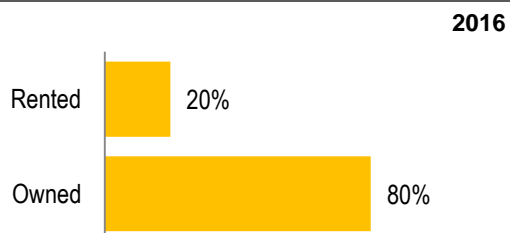
Source: City of Saskatoon, Assessment & Taxation and RBC Economics Research

## Housing Costs

	2016
Average Owner's Major Payments	\$1,271
Average Gross Rent	\$1,194

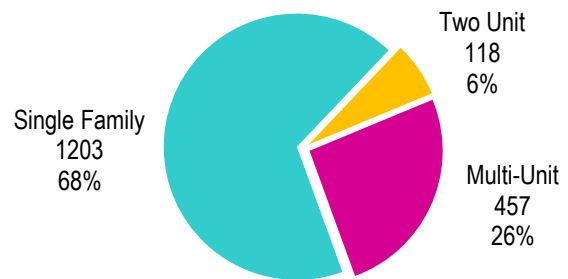
Source: 2016 Census

## Housing by Tenure



Source: 2016 Census

## Dwelling Unit Count



Total Dwellings	1778	
Neighbourhood Area	194.5 hectares	480.7 acres
Dwelling Units per Area	9.1 per hectare	3.7 per acre

Source: City of Saskatoon, Planning & Development

## Real Estate Sales

2017	No. of Sales	Average Price
Condo Townhouse	7	\$ 216,730
High Rise Apt Condo	0	\$ -
Low Rise Apt Condo	10	\$ 131,390
Semi-detached	1	\$ 390,000
Semi-detached - two titles	0	\$ -
Single Family Dwelling	36	\$ 390,264

Source: City of Saskatoon, Assessment & Taxation

## Park Space

2018	Hectares	Acres
Total Park Area	32.5	80.4
Population per Park Area	137.6	55.7

Source: City of Saskatoon, Planning & Development

Park Type: N - Neighbourhood D - District MD - Multi-district  
SU- Special Use I - Industrial

Meewasin	SU	25.0	61.7
PCR Banting	SU	2.3	5.6
Robert Hunter East	N	2.6	6.5
Robert Hunter West	N	2.6	6.5

# RIVER HEIGHTS

## Voter Turn-out (%)

Civic	2003	59%
Civic	2006	41%
Federal	2006	56%
Provincial	2007	65%
Federal	2008	53%
Civic	2009	33%
Federal	2011	53%
Provincial	2011	52%
Federal	2015	74%
Provincial	2016	40%
Civic	2016	38%

Source: City of Saskatoon, City Clerk's office; Province of Saskatchewan, Chief Electoral Officer; and Elections Canada

## Licensed Home-Based Businesses

	2016	2017
Saskatoon	4524	4871
River Heights	95	103

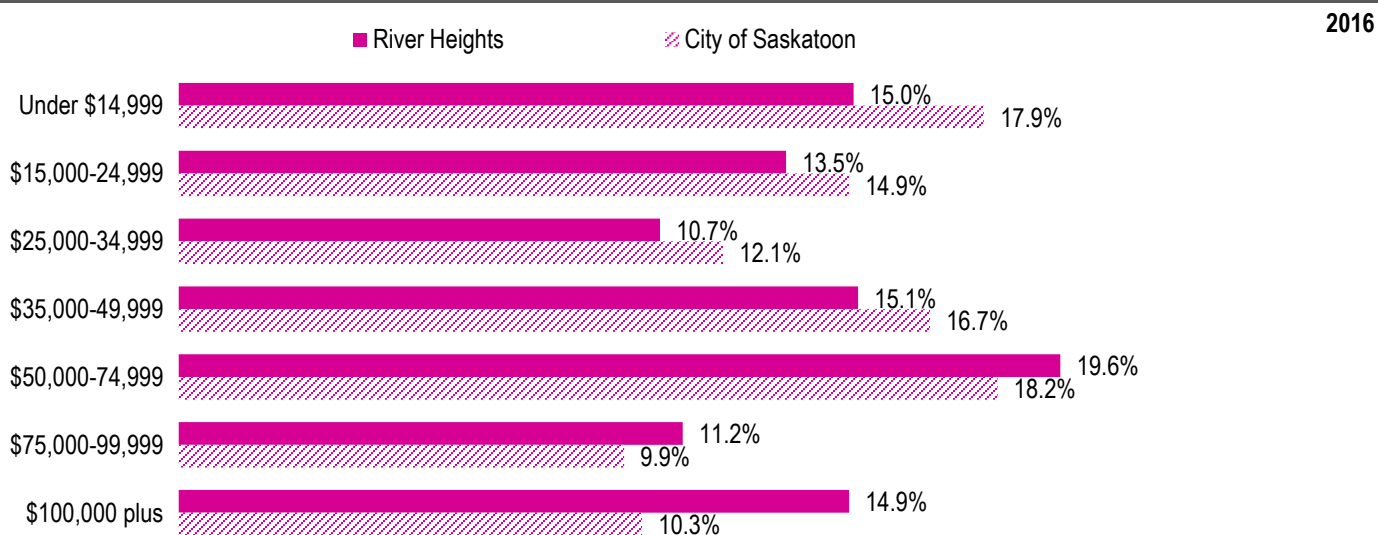
Source: City of Saskatoon, Business License Program

## Labour Force

	2016	
	River Heights	Saskatoon
Labour Force Participation Rate	73.4%	71.9%
Economic Dependency Ratio	12.9%	15.1%
Median Total Income (personal)	\$45,000	\$39,250
Provincial Index of Median Income (base=100)	120.50	105.10
Canadian Index of Median Income (base=100)	130.70	114.00

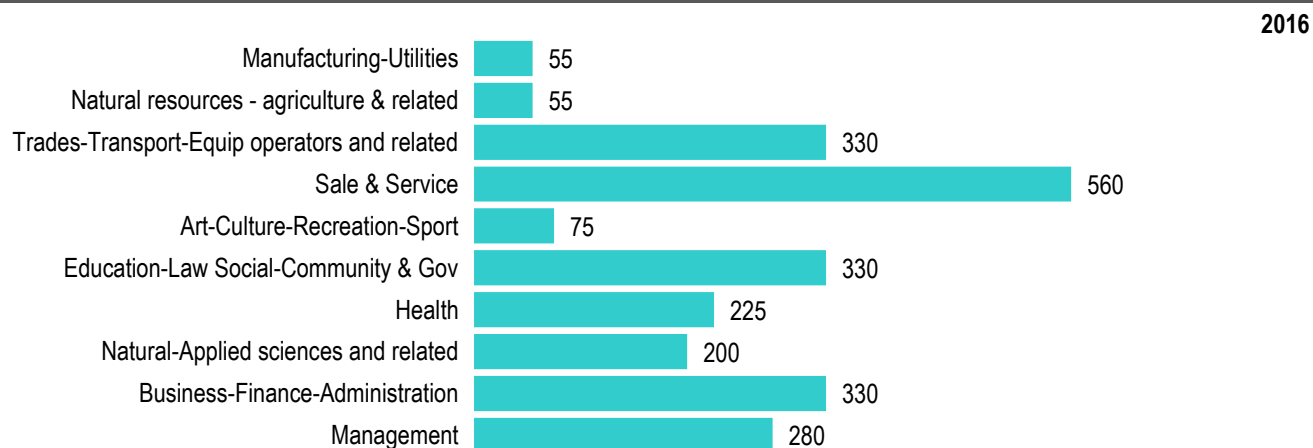
Source: Statistics Canada, Income Statistics Division, T1 Family File (T1FF) based on the final tax file, 2016

## Personal Income



Source: Statistics Canada, Income Statistics Division, T1 Family File (T1FF) based on the final tax file, 2016

## Major Occupation



Source: 2016 Census