
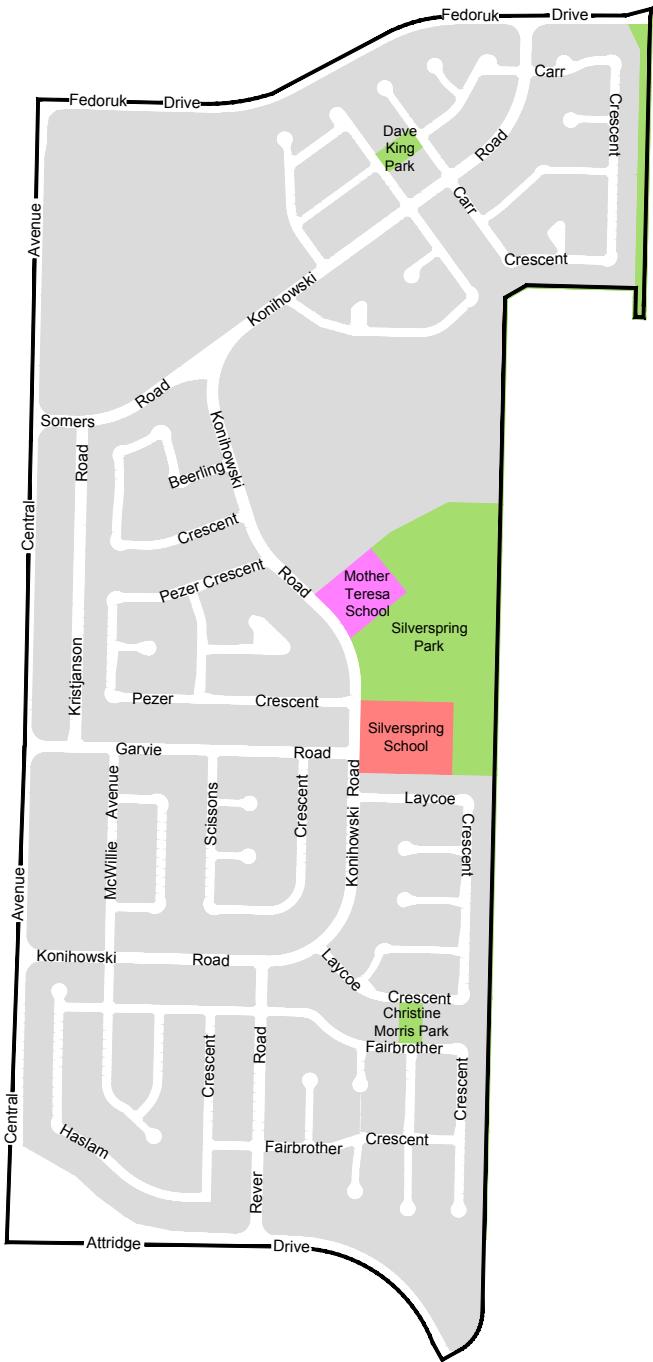
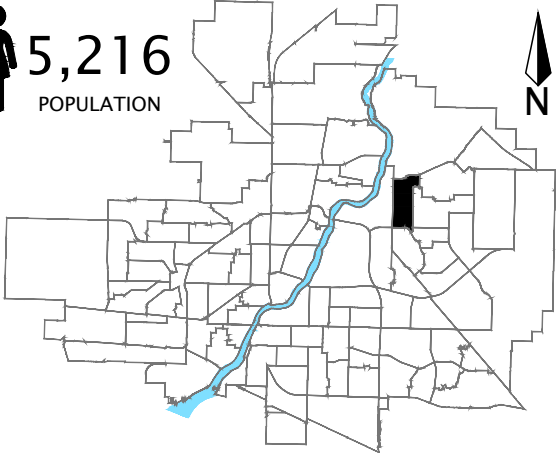


Silverspring

 **5,216**
POPULATION

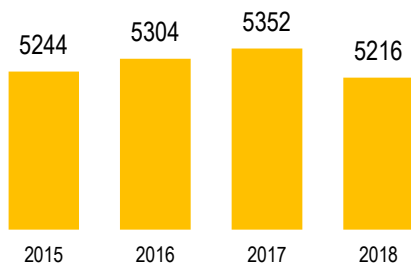


Community Quick Facts

Homeownership	91.3%
Average Sale Price	\$385,929
Median Personal Income	\$51,210
Household Size	3.1
Municipal Ward	10

SILVERSPRING

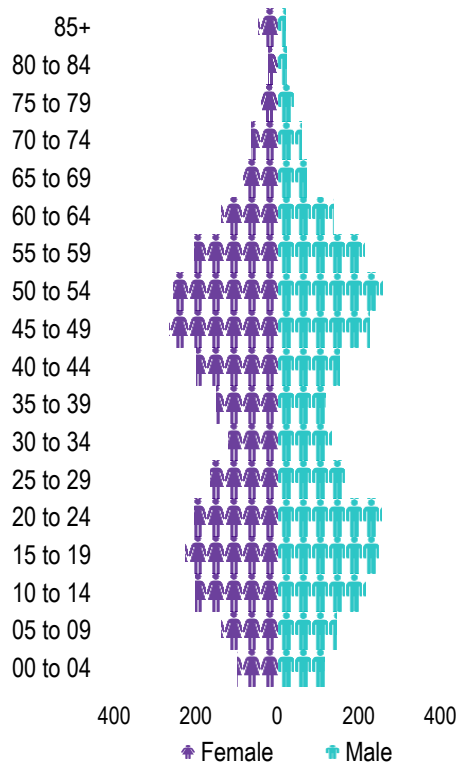
POPULATION



Source: eHealth Saskatchewan, 2018

Age Group

2018



Source: eHealth Saskatchewan, 2018

Ethnic Diversity

	2016
* Higher number indicates greater diversity	
Silverspring	0.37
Saskatoon	0.45

Source: 2016 Census

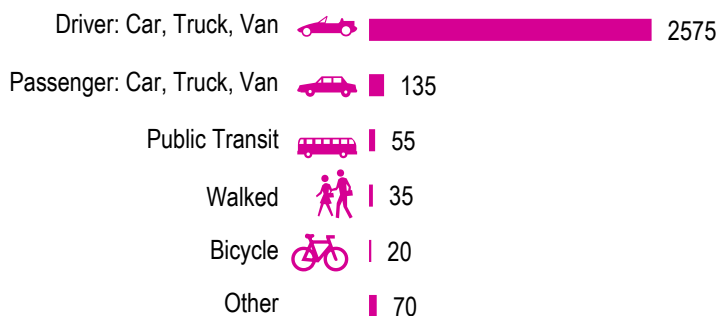
Mother Tongue

Top Languages	2016
English	4390
Mandarin	125
Ukrainian	85
French	75
German	60
Tagalog (Pilipino, Filipino)	50
Arabic	50

Source: 2016 Census

Mode of Travel to Work

2016



Source: 2016 Census Long Form

Registered Vehicles

	2016	2017
Total (LV & PV)	3588	3542
LV - light vehicles (commercial & private)		
PV - private passenger vehicle		
Per Person	0.7	0.7
Saskatoon Per Person	0.7	0.7

Source: SGI

Education Level

2016

No Certificate/diploma/degree	525
High school certificate or equivalent	1085
Apprentice/trades certificate/diploma	275
College/CEGEP/non-university cert./dipl.	815
University diploma or degree	1455

Source: 2016 Census Long Form

Postsecondary Enrolment

	2015	2016	2017
Saskatchewan Polytechnic	65	70	72
University of Saskatchewan	352	321	280

Source: Saskatchewan Polytechnic Administrative Office and University of Saskatchewan Registrar's Office

Enrolment by School

	2015	2016	2017
P - Saskatoon Public School			
S - Greater Saskatoon Catholic Schools			
Mother Teresa School (s)	556	623	587
Silverspring School (p)	542	562	444

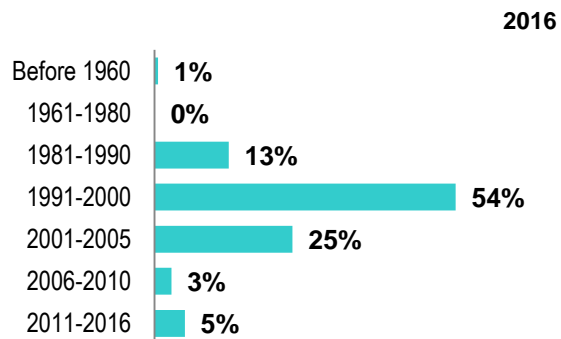
Source: Saskatoon Public School Division & Greater Saskatoon Catholic Schools

Household Structure

	2016
One-family households	1365
Multiple-family households	45
Non-family households	260
Total lone-parent families	125
Total households	1670
Household size	3.1

Source: 2016 Census

Age of Dwelling



Source: 2016 Census

Housing Affordability

2017	Median Multiple
Saskatoon	4.50
Silverspring	5.47

Note: Median Multiple of 3.0 & under is rated as "affordable"

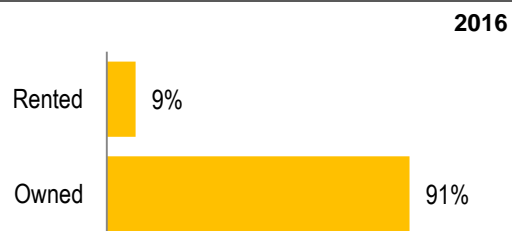
Source: City of Saskatoon, Assessment & Taxation and RBC Economics Research

Housing Costs

	2016
Average Owner's Major Payments	\$1,521
Average Gross Rent	\$1,599


Source: 2016 Census

Housing by Tenure



Source: 2016 Census

Dwelling Unit Count



Total Dwellings	1689	
Neighbourhood Area	178.1 hectares	440.1 acres
Dwelling Units per Area	9.5 per hectare	3.8 per acre

Source: City of Saskatoon, Planning & Development

Real Estate Sales

2017	No. of Sales	Average Price
Condo Townhouse	9	\$ 253,872
High Rise Apt Condo	0	\$ -
Low Rise Apt Condo	15	\$ 235,913
Semi-detached	0	\$ -
Semi-detached - two titles	0	\$ -
Single Family Dwelling	55	\$ 448,451

Source: City of Saskatoon, Assessment & Taxation

Park Space

2018	Hectares	Acres
Total Park Area	8.9	22.1
Population per Park Area	583.8	236.2

Source: City of Saskatoon, Planning & Development

Park Type: N - Neighbourhood D - District MD - Multi-district
SU- Special Use I - Industrial

Christine Morris	N	0.2	0.6
Dave King	N	0.3	0.6
Silverspring	N	7.7	19.0
Silverspring Linear	N	0.8	1.9

SILVERSPRING

Voter Turn-out (%)

Civic	2003	73%
Civic	2006	44%
Federal	2006	60%
Provincial	2007	70%
Federal	2008	57%
Civic	2009	31%
Federal	2011	60%
Provincial	2011	57%
Federal	2015	77%
Provincial	2016	38%
Civic	2016	44%

Licensed Home-Based Businesses

	2016	2017
Saskatoon	4524	4871
Silverspring	119	121

Source: City of Saskatoon, Business License Program

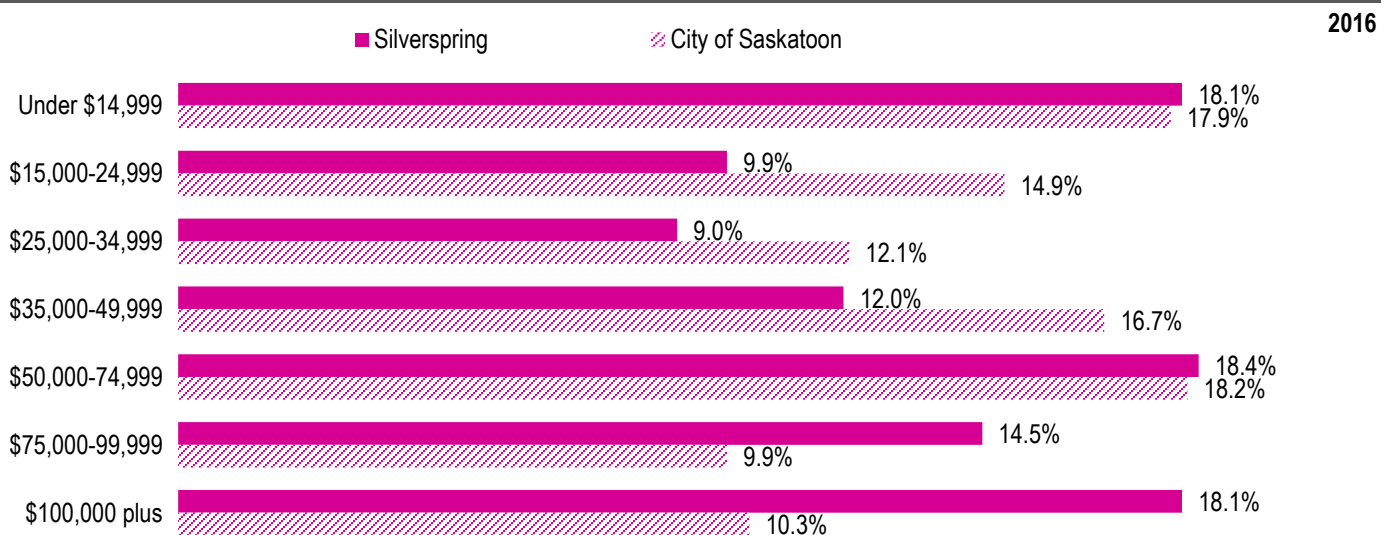
Labour Force

	2016	
	Silverspring	Saskatoon
Labour Force Participation Rate	77.6%	71.9%
Economic Dependency Ratio	6.9%	15.1%
Median Total Income (personal)	\$51,210	\$39,250
Provincial Index of Median Income (base=100)	137.20	105.10
Canadian Index of Median Income (base=100)	148.80	114.00

Source: City of Saskatoon, City Clerk's office; Province of Saskatchewan, Chief Electoral Officer; and Elections Canada

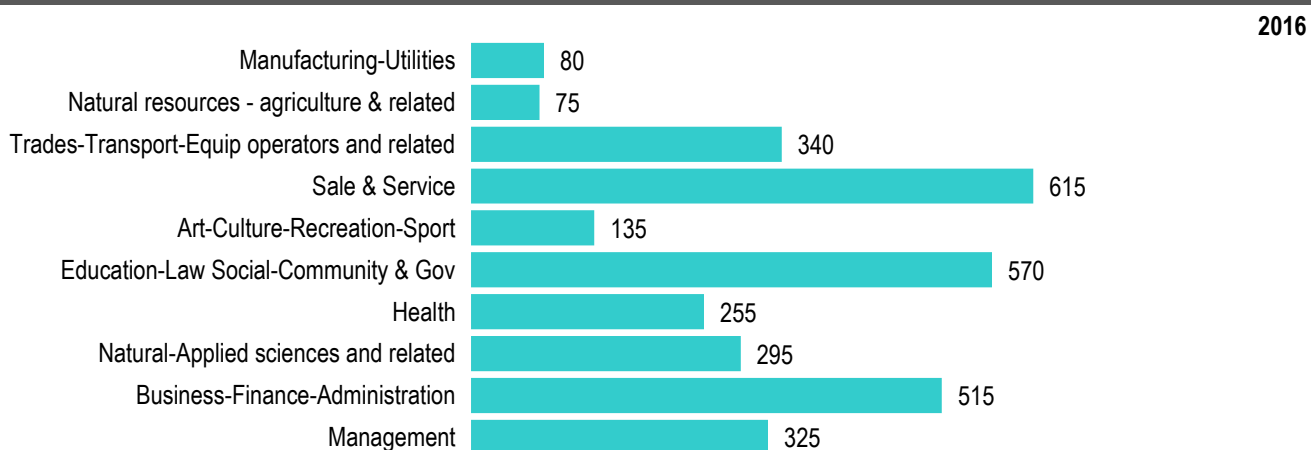
Source: Statistics Canada, Income Statistics Division, T1 Family File (T1FF) based on the final tax file, 2016

Personal Income



Source: Statistics Canada, Income Statistics Division, T1 Family File (T1FF) based on the final tax file, 2016

Major Occupation



Source: 2016 Census