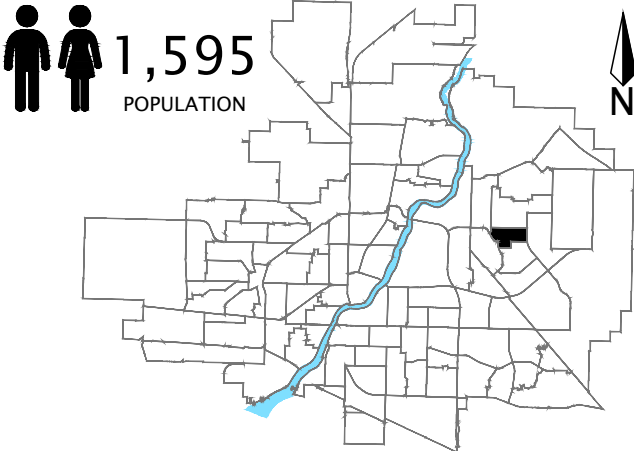


University Heights Suburban Centre

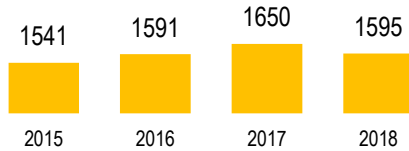
Community Quick Facts

Homeownership	74.6%
Average Sale Price	\$265,588
Median Personal Income	\$37,320
Household Size	1.7
Municipal Ward	10




UNIVERSITY HEIGHTS SUBURBAN CENTRE

POPULATION



Source: eHealth Saskatchewan, 2018

Age Group



Source: eHealth Saskatchewan, 2018

Ethnic Diversity

	2016
* Higher number indicates greater diversity	
University Heights Suburban Centre	0.16
Saskatoon	0.45

Source: 2016 Census

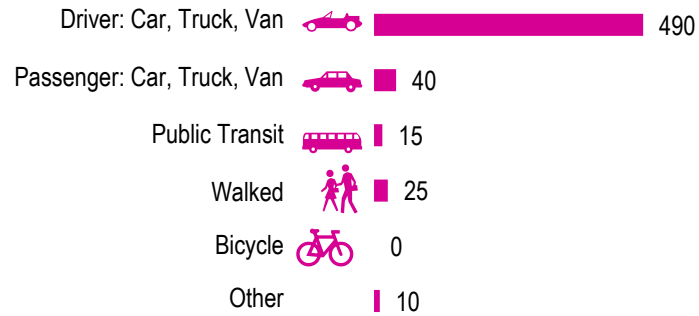
Mother Tongue

Top Languages	2016
English	1165
German	55
Tagalog (Pilipino, Filipino)	45
Mandarin	40
Arabic	40
French	40

Source: 2016 Census

Mode of Travel to Work

2016



Source: 2016 Census Long Form

Registered Vehicles

	2016	2017
Total (LV & PV)	1181	1146
LV - light vehicles (commercial & private) PV - private passenger vehicle		Source: SGI
Per Person	0.7	0.7
Saskatoon Per Person	0.7	0.7

Education Level

	2016
No Certificate/diploma/degree	235
High school certificate or equivalent	405
Apprentice/trades certificate/diploma	110
College/CEGEP/non-university cert./dipl.	285
University diploma or degree	480

Source: 2016 Census Long Form

Postsecondary Enrolment

	2015	2016	2017
Saskatchewan Polytechnic	23	27	25
University of Saskatchewan	125	124	106

Source: Saskatchewan Polytechnic Administrative Office and University of Saskatchewan Registrar's Office

Enrolment by School

	2015	2016	2017
P - Saskatoon Public School			
S - Greater Saskatoon Catholic Schools			
Centennial Collegiate (p)	1064	1146	1173
St. Joseph High School (s)	934	981	1062

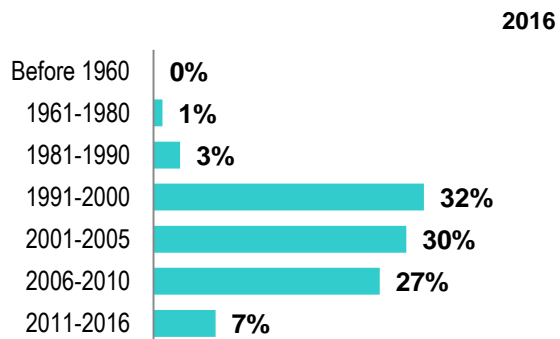
Source: Saskatoon Public School Division & Greater Saskatoon Catholic Schools

Household Structure

	2016
One-family households	485
Multiple-family households	0
Non-family households	470
Total lone-parent families	50
Total households	950
Household size	1.7

Source: 2016 Census

Age of Dwelling



Source: 2016 Census

Housing Affordability

2017	Median Multiple
Saskatoon	4.50
University Heights Suburban Centre	3.41

Note: Median Multiple of 3.0 & under is rated as "affordable"

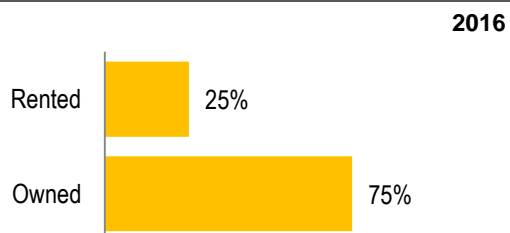
Source: City of Saskatoon, Assessment & Taxation and RBC Economics Research

Housing Costs

	2016
Average Owner's Major Payments	\$1,095
Average Gross Rent	\$1,320


Source: 2016 Census

Housing by Tenure



Source: 2016 Census

Dwelling Unit Count



Total Dwellings	1048	
Neighbourhood Area	92.1 hectares	227.6 acres
Dwelling Units per Area	11.4 per hectare	4.6 per acre

Source: City of Saskatoon, Planning & Development

Real Estate Sales

2017	No. of Sales	Average Price
Condo Townhouse	0	\$ -
High Rise Apt Condo	0	\$ -
Low Rise Apt Condo	43	\$ 265,588
Semi-detached	0	\$ -
Semi-detached - two titles	0	\$ -
Single Family Dwelling	0	\$ -

Source: City of Saskatoon, Assessment & Taxation

Park Space

2018	Hectares	Acres
Total Park Area	24.5	60.6
Population per Park Area	65.1	26.3

Source: City of Saskatoon, Planning & Development

Park Type: N - Neighbourhood D - District MD - Multi-district
SU - Special Use I - Industrial

Forest	D	14.5	35.8
University Heights	MD	10.0	24.8

UNIVERSITY HEIGHTS SUBURBAN CENTRE

Voter Turn-out (%)

Civic	2003	62%
Civic	2006	45%
Federal	2006	59%
Provincial	2007	77%
Federal	2008	52%
Civic	2009	33%
Federal	2011	48%
Provincial	2011	40%
Federal	2015	74%
Provincial	2016	35%
Civic	2016	21%

Source: City of Saskatoon, City Clerk's office; Province of Saskatchewan, Chief Electoral Officer; and Elections Canada

Licensed Home-Based Businesses

	2016	2017
Saskatoon	4524	4871
University Heights Suburban Centre	9	14

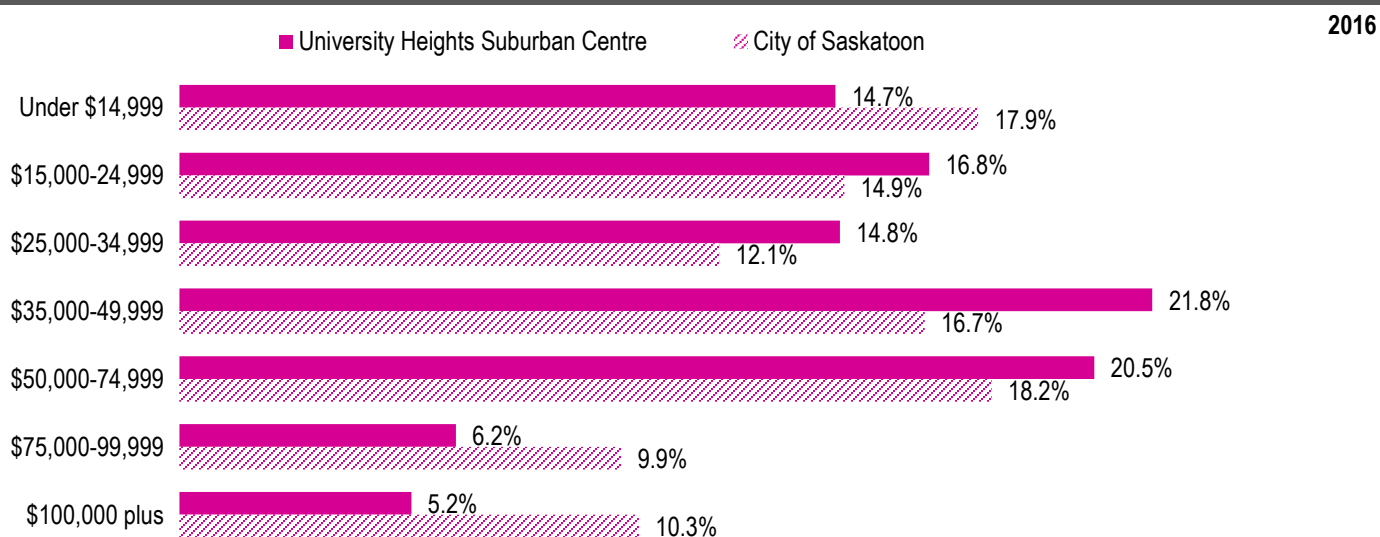
Source: City of Saskatoon, Business License Program

Labour Force

	University Heights Suburban Centre	Saskatoon
Labour Force Participation Rate	51.1%	71.9%
Economic Dependency Ratio	46.1%	15.1%
Median Total Income (personal)	\$37,320	\$39,250
Provincial Index of Median Income (base=100)	100.00	105.10
Canadian Index of Median Income (base=100)	108.40	114.00

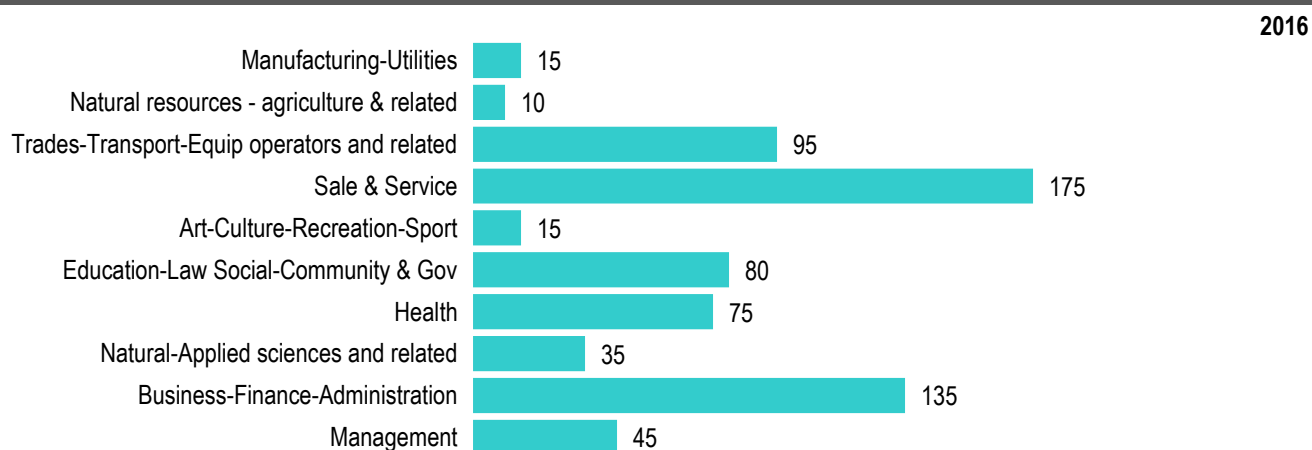
Source: Statistics Canada, Income Statistics Division, T1 Family File (T1FF) based on the final tax file, 2016

Personal Income



Source: Statistics Canada, Income Statistics Division, T1 Family File (T1FF) based on the final tax file, 2016

Major Occupation



Source: 2016 Census