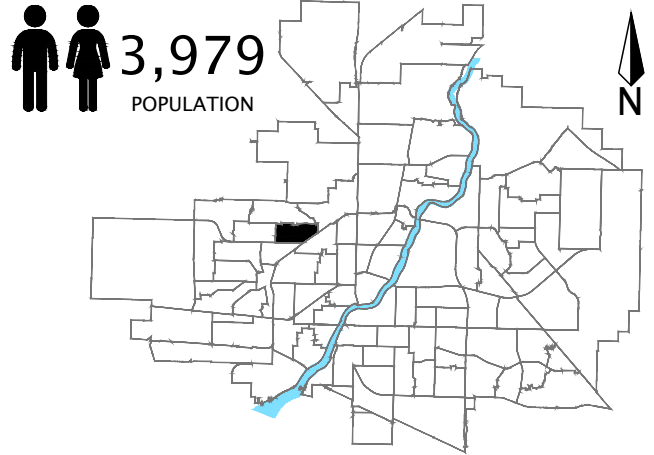


Westview

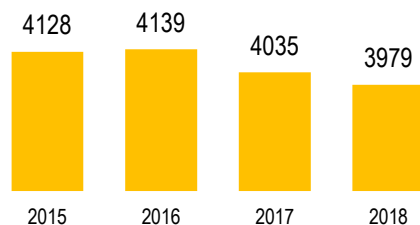
Community Quick Facts

Homeownership	82.6%
Average Sale Price	\$275,450
Median Personal Income	\$36,930
Household Size	2.9
Municipal Ward	4



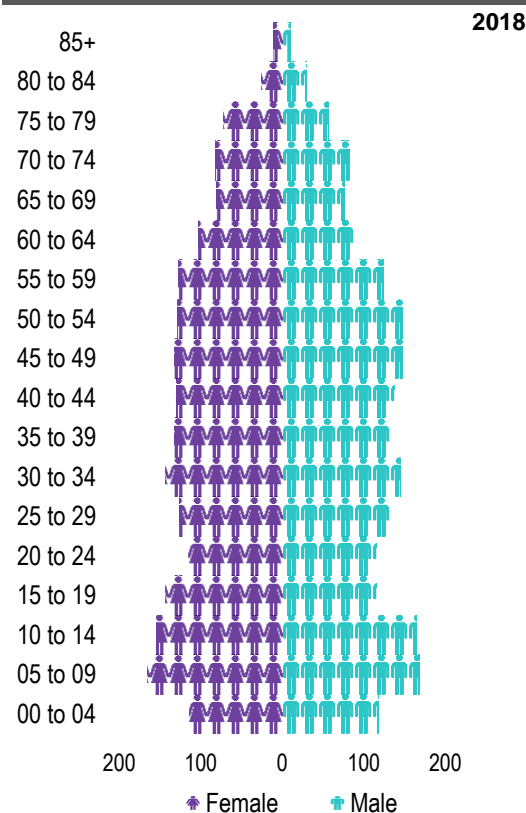
WESTVIEW

POPULATION



Source: eHealth Saskatchewan, 2018

Age Group



Source: eHealth Saskatchewan, 2018

Ethnic Diversity

	2016
* Higher number indicates greater diversity	
Westview	0.44
Saskatoon	0.45

Source: 2016 Census

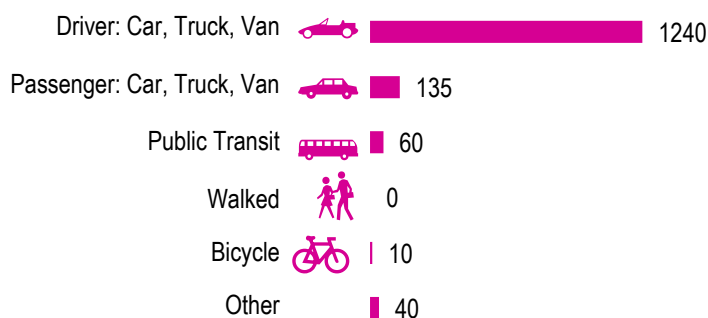
Mother Tongue

Top Languages	2016
English	2735
Ukrainian	105
Tagalog (Pilipino, Filipino)	95
German	60
Arabic	40

Source: 2016 Census

Mode of Travel to Work

2016



Source: 2016 Census Long Form

Registered Vehicles

	2016	2017
Total (LV & PV)	2514	2395
LV - light vehicles (commercial & private) PV - private passenger vehicle		Source: SGI
Per Person	0.6	0.6
Saskatoon Per Person	0.7	0.7

Education Level

	2016
No Certificate/diploma/degree	620
High school certificate or equivalent	865
Apprentice/trades certificate/diploma	310
College/CEGEP/non-university cert./dipl.	470
University diploma or degree	385

Source: 2016 Census Long Form

Postsecondary Enrolment

	2015	2016	2017
Saskatchewan Polytechnic	81	73	77
University of Saskatchewan	90	89	82

Source: Saskatchewan Polytechnic Administrative Office and University of Saskatchewan Registrar's Office

Enrolment by School

	2015	2016	2017
P- Saskatoon Public School			
S - Greater Saskatoon Catholic Schools			
Caroline Robins School (p)	450	482	352

Source: Saskatoon Public School Division & Greater Saskatoon Catholic Schools

Household Structure

	2016
One-family households	970
Multiple-family households	30
Non-family households	215
Total lone-parent families	235
Total households	1210
Household size	2.9

Source: 2016 Census

Age of Dwelling

	2016
Before 1960	5%
1961-1980	71%
1981-1990	8%
1991-2000	12%
2001-2005	4%
2006-2010	0%
2011-2016	1%

Source: 2016 Census

Housing Affordability

2017	Median Multiple
Saskatoon	4.50
Westview	3.83

Note: Median Multiple of 3.0 & under is rated as "affordable"

Source: City of Saskatoon, Assessment & Taxation and RBC Economics Research

Housing Costs

	2016
Average Owner's Major Payments	\$1,198
Average Gross Rent	\$1,330

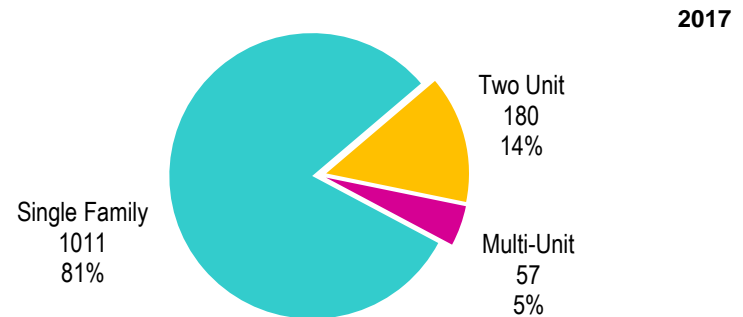
Source: 2016 Census

Housing by Tenure

	2016
Rented	17%
Owned	83%

Source: 2016 Census

Dwelling Unit Count



Total Dwellings	1248	
Neighbourhood Area	119.9 hectares	296.4 acres
Dwelling Units per Area	10.4 per hectare	4.2 per acre

Source: City of Saskatoon, Planning & Development

Real Estate Sales

2017	No. of Sales	Average Price
Condo Townhouse	0	\$ -
High Rise Apt Condo	0	\$ -
Low Rise Apt Condo	0	\$ -
Semi-detached	2	\$ 323,250
Semi-detached - two titles	6	\$ 181,132
Single Family Dwelling	28	\$ 292,246

Source: City of Saskatoon, Assessment & Taxation

Park Space

2018	Hectares	Acres
Total Park Area	13.0	32.2
Population per Park Area	304.7	123.3

Source: City of Saskatoon, Planning & Development

Park Type: N - Neighbourhood D - District MD - Multi-district
SU- Special Use I - Industrial

Dr Seager Wheeler	N	7.0	17.4
Senaton J Hnatyshyn	N	1.3	3.3
Senator James Gladstone	N	4.7	11.6

WESTVIEW

Voter Turn-out (%)

Civic	2003	50%
Civic	2006	31%
Federal	2006	56%
Provincial	2007	75%
Federal	2008	51%
Civic	2009	36%
Federal	2011	55%
Provincial	2011	55%
Federal	2015	67%
Provincial	2016	40%
Civic	2016	30%

Source: City of Saskatoon, City Clerk's office; Province of Saskatchewan, Chief Electoral Officer; and Elections Canada

Licensed Home-Based Businesses

	2016	2017
Saskatoon	4524	4871
Westview	64	61

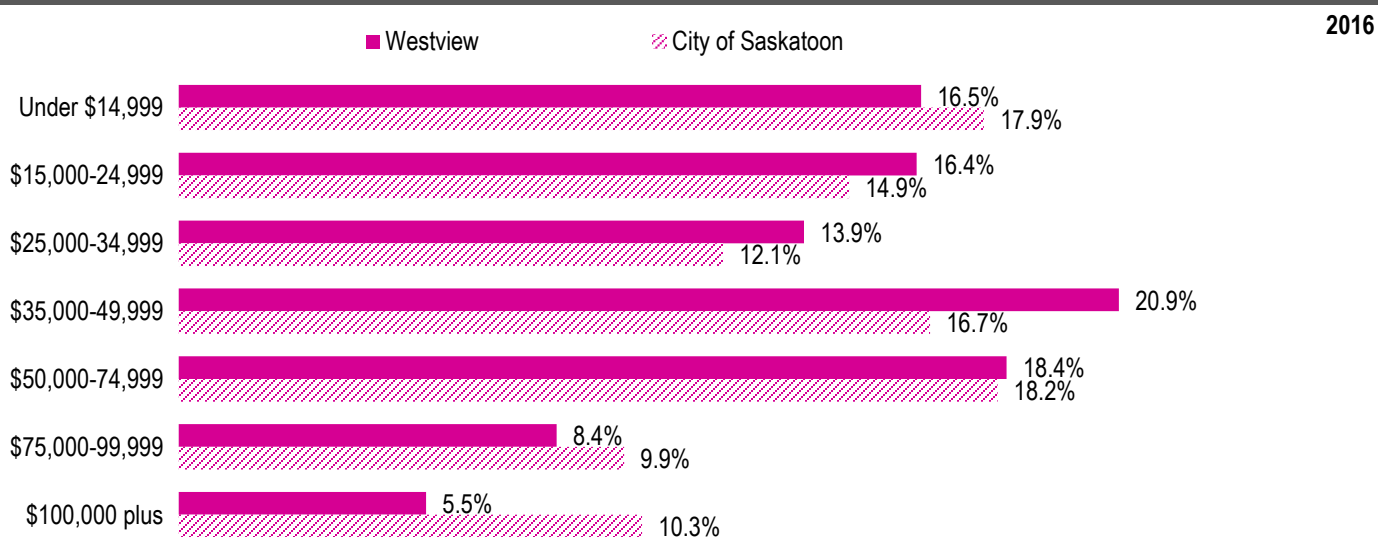
Source: City of Saskatoon, Business License Program

Labour Force

	2016	
	Westview	Saskatoon
Labour Force Participation Rate	70.7%	71.9%
Economic Dependency Ratio	20.8%	15.1%
Median Total Income (personal)	\$36,930	\$39,250
Provincial Index of Median Income (base=100)	98.90	105.10
Canadian Index of Median Income (base=100)	107.30	114.00

Source: Statistics Canada, Income Statistics Division, T1 Family File (T1FF) based on the final tax file, 2016

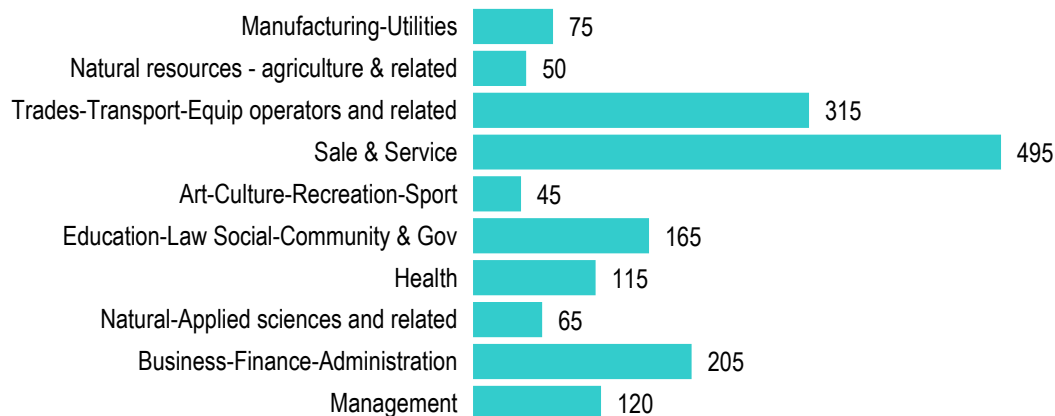
Personal Income



Source: Statistics Canada, Income Statistics Division, T1 Family File (T1FF) based on the final tax file, 2016

Major Occupation

2016



Source: 2016 Census